

City of Plainwell



Rick Brooks, Mayor
Lori Steele, Mayor Pro-Tem
Brad Keeler, Council Member
Todd Overhuel, Council Member
Roger Keeney, Council Member

Department of Administration Services
211 N. Main Street
Plainwell, Michigan 49080
Phone: 269-685-6821 Fax: 269-685-7282
Web Page Address: www.plainwell.org

“The Island City”

AGENDA City Council Monday, February 11, 2019 7:00 PM

1. **Call to Order**
2. **Invocation**
3. **Pledge of Allegiance**
4. **Roll Call**
5. **Approval of Minutes/Summary – 01/28/2019 Regular Meeting**
6. **General Public Comments**
7. **County Commissioner Report**
8. **Agenda Amendments**
9. **Mayor's Report**
10. **Recommendations and Reports:**
 - A. **Public Safety – Fire Turn-Out Gear Purchase**
Council will consider approving the purchase of two (2) sets of turn-out gear from Dinges Fire Company at a cost of \$4,871.00
 - B. **DPW Truck 10 Repairs**
Council will consider approving frame and brake repairs to Truck 10 with Martin Spring at a cost not to exceed \$10,000.00
11. **Communications:** The December 2018 Monthly Public Safety Report, the 2018 Annual Public Safety Report, the January 2019 Investment and Fund Balance Reports.
12. **Accounts Payable - \$212,879.93**
13. **Public Comments**
14. **Staff Comments**
 - A. *Sale of City Property - Update*
15. **Council Comments**
16. **Adjournment**

Note: All public comment limited to two minutes, when recognized please rise and give your name and address

MINUTES
Plainwell City Council
January 28, 2019

1. Mayor Brooks called the regular meeting to order at 7:00 PM in City Hall Council Chambers.
2. Steve Smail from Lighthouse Baptist Church gave the invocation.
3. Pledge of Allegiance was given by all present.
4. Roll Call: Present: Mayor Brooks, Mayor Pro-tem Steele, Councilmembers Keeler, Overhuel and Keeney.
Absent: None
5. Approval of Minutes/Summary:
A motion by Steele, seconded by Overhuel, to accept and place on file the Council Minutes and Summary of the 01/14/2019 regular meeting and the Council Minutes. On voice vote, all voted in favor. Motion passed.
6. Public Comment None
7. County Commissioner Report: None
8. Agenda Amendments:
A motion by Keeler, seconded by Keeney, to add item 10-E to the Agenda to consider changes to the city's 401(a) Retirement Program. On a voice vote, all vote in favor. Motion passed.
9. Mayor's Report: None.
10. Recommendations and Reports:
 - A. City Manager Wilson presented a proposed text amendment to the Zoning Ordinance that would provide maximum height exceptions for mechanical and incidental equipment. The Planning Commission has reviewed an application from a business in the Industrial Park and recommends Council receive the first reading of this text amendment in advance of a Public Hearing in front of the Planning Commission in February. This would be a variance all the time unless the city changes the Ordinance.
A motion by Keeler, seconded by Keeney, to accept for first reading an amendment to the Zoning Text regarding Permitted Height Exceptions in advance of a February Planning Commission Public Hearing. On a voice vote, all in favor. Motion passed.
 - B. City Manager Wilson reported repairs needed to Truck 17 to replace the dump box and the related body work. The repairs will return the truck to full service at substantial savings versus total replacement of the vehicle and the dump body.
A motion by Overhuel, seconded by Steele, to approve repairs to Truck 17 with body work of \$3,800.00 from Dan Agy and with a new dump box for \$7,159.00 from Truck & Trailer Specialty. On a roll-call, all in favor. Motion passed.
 - C. City Manager Wilson reported two vacant lots identified for possible sale. One is a city right-of-way and must be marketed differently as additional costs could be incurred related to the sale. Councilmember Keeler expressed concerns about those costs exceeding the proceeds from the sale of the property. It was noted that Council would have final approval prior to any final sales.
A motion by Steele, seconded by Overhuel, to authorize the City Manager to market two (2) vacant lots for sale, with costs not to exceed \$3,000.00. On a voice vote, all in favor.

Motion passed.

- D. Personnel Manager Lamorandier presented a proposed job description for a Finance/Account Clerk II position which was modified after the approval of the Utility Billing Specialist/Deputy City Clerk job description from October 2018. The Finance/Account Clerk II job description accounts for updated duties after shifting some work to the Deputy City Clerk.

A motion by Steele, seconded by Overhuel, to accept the job description for a Finance/Account Clerk II position as presented. On a voice vote, all in favor. Motion passed.

- E. Personnel Manager Lamorandier presented a proposed change to the city's retirement program to allow for in-service retirement distributions for employees 62-years of age or older with 5 years participation in the plan. The change would be effective immediately.

A motion by Steele, seconded by Overhuel, to approve changes to the city's retirement plan to allow for in-service distributions as presented. On a voice vote, all in favor. Motion passed.

11. Communications:

- A. **A motion by Steele, seconded by Overhuel, to accept and place on file the Planning Commission Draft Meeting Minutes from 01/16/2019 and the M-40/M-89 Corridor Committee Meeting Minutes from 10/30/2018. On a voice vote, all in favor. Motion passed.**

12. Accounts Payable:

A motion by Keeler, seconded by Keeney, that the bills be allowed and orders drawn in the amount of \$210,232.66 for payment of same. On a roll call vote, all in favor. Motion passed.

13. Public Comments: None

14. Staff Comments

Personnel Manager Lamorandier reported working on a new hire for the Utility Billing Specialist / Deputy City Clerk position.

Public Safety Director Bomar reported opening the Public Safety Training Room as a warming center during this week's extreme cold.

City Manager Wilson reported having advised customers to let the water run continuously during this extreme cold weather event.

15. Council Comments:

Councilmember Keeney inquired about the fatal accident on M-89 in Gun Plain Township and the city's response.

16. Adjournment:

A motion by Steele, seconded by Overhuel, to adjourn the meeting at 7:31 PM. On voice vote, all voted in favor. Motion passed.

Minutes respectfully

Submitted by,
Erik Wilson
City Manager

SUMMARY
Plainwell City Council
January 28, 2019

1. Mayor Brooks called the regular meeting to order at 7:00 PM in Council Chambers at City Hall.
2. Steve Smail of Lighthouse Baptist Church gave the invocation.
3. Pledge of Allegiance was given by all present.
4. Roll Call: Present: Brooks, Steele, Keeler, Overhuel and Keeney. Absent: None.
5. Approved Minutes/Summary of the 01/14/2019 regular meeting.
6. Accepted first reading of an amendment to the zoning text regarding proposed height exceptions in advance of a February Planning Commission Public Hearing.
7. Approved repairs to Truck 17 with body work of \$3,800.00 from Dan Agy and with a new dump box for \$7,159.00 from Truck & Trailer Specialty.
8. Authorized the City Manager to market for sale two (2) vacant city lots, with related costs not to exceed \$3,000.00.
9. Approved the Finance/Account Clerk II job description.
10. Approved changes to the city's 401(a) Retirement Program to allow for in-service distributions for employees 62 years of age with five (5) years of participation.
11. Accepted and placed on file the Planning Commission Draft Meeting Minutes from 01/16/2019 and the M-40/M-89 Corridor Committee Meeting Minutes from 10/30/2018.
12. Approved Accounts Payable for \$210,232.66.
13. Adjourned the meeting at 7:31 pm.

Submitted by,
Erik Wilson
City Manager



“The Island City”

MEMORANDUM

119 Island Ave
Plainwell, Michigan 49080
Phone: 269-685-9858
Fax: 269-685-5460
Email: publicsafety@plainwell.org

To: Erik Wilson, City Manager
From: Bill Bomar, Director
CC: Brian Kelley, Clerk Treasurer
Subject: Fire Turn-Out Gear Purchase
Date: January 30, 2019

As part of the 2018-2019 approved Fire-DPS budget, the department is requesting to purchase (2) sets of fire turn-out gear. This purchase will replace worn, ill-fitting and beyond-its-useful-life gear. Annually, gear is inspected by command staff to ensure our firefighters are in safe gear. Any gear that is identified needing replacement will be addressed in the next budget year.

This fire turn-out gear will be tailor fitted to the firefighter’s size requirements for better protection while operating on the fire scene.

This is a preferred vendor purchase. This is for two reasons: Globe Manufacturing has our department specifications for our current turn-out gear, and our department has to deal the local West Michigan Globe sales representative.

Dinges Emergency Equipment of Grand Rapids represents the West Michigan sales territory for Globe Manufacturing. The quote for the turn-out gear is listed below.

| |
|------------------------------------------|
| (2) Globe G Xtreme Turn-Out Bunker Coats |
| (2) Globe G Xtreme Turn-Out Bunker Pants |
| \$2,425.00 per/set |
| Shipping: \$21.00 |
| Total: \$4,871.00 |

I’m recommending approval of the Dinges Fire Company quote for (2) sets of Globe G-Xtreme Turn-Out gear from account 101-336-743-000 Uniforms; this account currently has an over \$6,600.00 balance, after purchase the remaining balance is approximately \$1,729.00 which will be sufficient until the end of the budget year.

The department has used Dinges Fire Company for previous fire equipment purchases.

QUOTE

Dingies Fire Company
203 E. Main Street
Amboy, IL 61310
815-857-2000 fax 815-857-3700




Order #:

Dingies Fire Company- Michigam
2415 W. Sunset Dr
Roscommon, MI 48653
989-275-4196

| QUOTE FOR | | | LOCAL SALES REP. | | |
|------------|--------------------|----------------------------------------------|---------------------------------------------------------------------------------------------------------------------------------------------------------------------------------------------|--------------|------------------|
| | | PLAINWELL DPS BILL BOMAR | MDEHOEK@DINGESFIRE.COM MARK DEHOEK 6503 S. DIVISION AVE GRAND RAPIDS, MI. 616 455 3025 | | |
| SALES REP | DELIVERED Y/N | PLUS SHIPPING Y/N | P.O. | DATE | |
| | NO | Yes | | 1/23/2019 | |
| QTY | PART NUMBER | DESCRIPTION | Unit price | Total | Unit Cost |
| | | | | \$ - | |
| | | | | \$ - | |
| 2 | GXT3.0 COAT | GLOBE GX TREME 3.0 COAT TO P.D.P.S SPEC | \$ 1,400.00 | \$ 2,800.00 | 1400 |
| 2 | GXT3.0 PANT | GLOBE GX TREME 3.0 PANT TO P.D.P.S. SPEC | \$ 1,025.00 | \$ 2,050.00 | 1025 |
| | | | | \$ - | |
| | | INCLUDES HUNG LETTER PATCH FOR F.F. NAMES | | \$ - | |
| | | | | \$ - | |
| | | | | \$ - | |
| | | | | \$ - | |
| | | | | \$ - | |
| | | | | \$ - | |
| | | | | \$ - | |
| | | | | \$ - | |
| | | | | \$ - | |
| | | | | \$ - | |
| | | | | \$ - | |
| | | | | \$ - | |
| | | | | \$ - | |
| | | | | \$ - | |
| | | | | \$ - | |
| | | | | \$ - | |
| | | | | \$ - | |
| | | | | \$ - | |
| | | | | \$ - | |
| | | | | \$ - | |
| | | | | \$ - | |
| | | | | \$ - | |
| | | | | \$ - | |
| | | | | \$ - | |
| | | | | \$ - | |
| | | | | \$ - | |
| | | | | \$ - | |
| | | | | \$ - | |
| | | | | \$ - | |
| | | | Sub Total | \$ 4,850.00 | |
| | | | Shipping | \$ 21.00 | |
| | | | Total | \$ 4,871.00 | |

City of Plainwell



“The Island City”

Rick Brooks, Mayor
Lori Steele, Mayor Pro-Tem
Brad Keeler, Council Member
Todd Overhuel, Council Member
Roger Keeney, Council Member

211 N. Main Street
Plainwell, Michigan 49080
Phone: 269-685-6821
Fax: 269-685-7282
Web Address: www.plainwell.org

To: Erik Wilson, Brian Kelley
From: Robert Nieuwenhuis
Subject: 2019 Equipment Fund
Date: February 8, 2019

Truck #10 is in need of some emergency repairs. Truck #10 is an important part of snow removal this time of year and many other projects throughout the year. The trucks frame has cracked and the rear brakes are not working currently. There are a few other minor repairs that we need to make along with those two major repairs. The quote we have from Martin Spring is worse case at \$10,000. They can't give an exact quote until the brakes are tore all the way down. I recommend we make these repairs ASAP since the winter weather is still affecting us. Martin Spring has done quality work for us in the past and has been honest with the work they have performed.

Sincerely,

Robert Nieuwenhuis Public works Superintendent

Error! Unknown document property name.

www.plainwell.org.

The City of Plainwell is an equal opportunity provider, and employer



PLAINWELL PUBLIC SAFETY

Police, Fire and Medical First Responder Services

MONTHLY REPORT

December 2018

Prepared by Director Bill G. Bomar

B

Plainwell Department of Public Safety

Scheduled Hours By Activity for December 2018

The categories listed below are based on law enforcement related activities and the hours that scheduled road patrol personnel spend in the 4 major areas.

Total Hours

Percentage of Total Hours

TOTAL ROAD PATROL HOURS SCHEDULED FOR THE MONTH

The Hours officers are scheduled for road patrol or other uniformed functions. These are fixed shifts which generally carry assigned duties.

Totals of all the below mentioned areas.

881

HOURS SPENT INVESTIGATING OR HANDLING CRIMINAL COMPLAINTS

The Hours Scheduled for criminal investigations of complaints that are in violation of a criminal law that an individual could be arrested and jailed for.

Examples include: Burglaries, Robberies, Drunk Driving, All Sex Offenses, Alcohol Offenses, Larcenies, Etc.

54

6.13%

HOURS SPENT INVESTIGATING OR HANDLING NON-CRIMINAL COMPLAINTS

The Hours Scheduled for Calls for Service or Complaints that require investigation but are not criminal in nature.

Examples include: Auto Accidents, Accidental Fires, Traffic Citations, Property Inspections, Etc.

205

23.27%

HOURS SPENT ON SUPPORT OR PERIPHERAL ACTIVITIES

The Hours Scheduled for required duties however are not criminal or non-criminal in nature and are supporting functions.

Examples include: Report Writing, Court, Directed Patrol, Foot Patrol, On Duty Training, Transport of Paperwork to the Court, Evidence to the Crime Lab, Etc.

465

52.78%

TOTAL UNOBLIGATED PATROL HOURS

The Hours of Scheduled Road Patrol left over that officers are not assigned to an activity or working on a complaint.

Examples include: General Preventive Patrol, Building Security Checks, Etc.

Note: This also includes any break time the officers take during their shift.

157

17.82%

TOTAL HOURS OBLIGATED TO DUTIES, COMPLAINTS, INVESTIGATIONS, ETC.

It is recommended by the International Association of Chiefs of Police (IACP) that no more than 65% to 70% of an officers time on duty, be obligated to complaints, investigations, activities or assigned responsibilities. The rationale behind this is to assure that officers are available for emergencies without unreasonable delay and provide for preventive and traffic patrol duties.

724

82.18%

Plainwell Department of Public Safety

Complaints/Activities for December 2018

ARRESTS

| | | |
|--------------------------|-----------|--------------------------------------------------------------------------------------------------|
| CUSTODIAL ARRESTS | 10 | <i>An individual taken into custody for a criminal offense and jailed for that offense.</i> |
| ARREST COUNTS | 15 | <i>Criminal complaints or cases cleared by the custodial arrest or issuance of a warrant(s).</i> |

TRAFFIC ENFORCEMENT & CITATIONS

| | | |
|-----------------------------------------|-----------|-----------------------------------------------------------------------------------------------------------------------------------|
| HAZARDOUS CITATIONS | 17 | <i>Uniform Law Citations issued by officers to individuals for moving traffic violations. (Drag racing, Speeding, etc.)</i> |
| NON-HAZARDOUS CITATIONS | 17 | <i>Uniform Law Citations issued by officers to individuals for NON-moving traffic violations. (Registration, Equipment, Etc.)</i> |
| DRUNK DRIVING CITATIONS | 1 | <i>This is an activity that we specifically monitor that would normally be considered a hazardous citation.</i> |
| PARKING CITATIONS | 22 | <i>Citations issued in violation of city ordinance. This would include Overnight Parking, Time Limitation Parking, etc.</i> |
| VERBAL WARNINGS | 9 | <i>Traffic enforcement where no citation was issued but warnings were given.</i> |
| TOTAL TRAFFIC CITATIONS/WARNINGS | 66 | |

COMPLAINTS

| | | |
|-------------------------------------|------------|-------------------------------------------------------------------------------------------------------------------------------------|
| ORIGINAL DISPATCH COMPLAINTS | 194 | <i>Complaints that are call in or the officer is dispatched to by Allegan County Central Dispatch (911) or our business office.</i> |
| PATROL INITIATED COMPLAINTS | 12 | <i>Complaints observed by the officer while on patrol or came to their attention by personal observation.</i> |
| TOTAL COMPLAINTS | 206 | |

OTHER ACTIVITIES

| | | |
|-------------------------------------------|--------------|----------------------------------------------------------------------------------------------------------------|
| MOTORISTS ASSISTS | 35 | <i>Motorist contacts caused by mechanical breakdown or similar problem.</i> |
| PROPERTY INSPECTIONS | 0 | <i>Checks of homes or business specifically requested by a home or business owner.</i> |
| MOTOR VEHICLE ACCIDENTS | 5 | <i>Total motor vehicle accidents both on public roads or private property.</i> |
| COMMERCIAL BUILDING SECURITY CHECK | 2,457 | <i>Nightly security inspections of business' conducted by officers to assure windows and doors are locked.</i> |
| FOUND UNSECURED | 0 | <i>The number of business' found unlocked or unsecured.</i> |

Classification of Crimes Reported

| File Class | CRIMES AGAINST PERSON | December | Year to Date |
|------------------------------|--------------------------------------------------------------------------|----------|--------------|
| 900 | Murder and Non-Negligent Manslaughter | 0 | 0 |
| 1000 | Kidnapping | 0 | 0 |
| 1100 | Sexual Assault | 2 | 8 |
| 1200 | Robbery | 0 | 1 |
| 1300 | Aggravated & Non-Aggravated Assault | 10 | 96 |
| PROPERTY CRIMES | | | |
| 2000 | Arson | 0 | 0 |
| 2100 | Extortion | 0 | 0 |
| 2200 | Burglary | 1 | 13 |
| 2300 | Larceny | 0 | 88 |
| 2400 | Motor Vehicle Theft | 0 | 4 |
| 2500 | Forgery/Counterfeiting | 0 | 0 |
| 2600 | Fraudulent Activities | 0 | 20 |
| 2700 | Embezzlement | 0 | 5 |
| 2800 | Stolen Property - Buying, receiving | 0 | 1 |
| 2900 | Damage to Property | 2 | 20 |
| 3500 | Violation of Controlled Substances Act | 0 | 24 |
| MORALS/DECENCY CRIMES | | | |
| 3600 | Sex Offenses (Other than Sexual Assault) | 0 | 2 |
| 3700 | Obscenity | 0 | 3 |
| 3800 | Family Offenses | 0 | 8 |
| 4100 | Liquor Violations | 1 | 1 |
| PUBLIC ORDER CRIMES | | | |
| 4800 | Obstructing Police - Offenses Which Interfere with Investigations | 0 | 0 |
| 4900 | Escape/Flight - Fleeing and Eluding a Officer's Custody | 0 | 2 |
| 5000 | Obstructing Justice | 0 | 41 |
| 5200 | Weapons Offenses | 0 | 1 |
| 5300 | Public Peace | 3 | 100 |
| 5400 | Traffic Investigations - Any Criminal Traffic Complaints | 8 | 56 |
| 5500 | Health and Safety | 3 | 25 |
| 5600 | Civil Rights | 0 | 0 |
| 5700 | Invasion of Privacy | 2 | 22 |
| 6200 | Conservation Law Violation | 0 | 0 |
| 7300 | Miscellaneous Criminal Offense | 0 | 0 |
| GENERAL NON-CRIMINAL | | | |
| 9100 | Juvenile/Minor/School Complaints | 0 | 0 |
| 9200 | Civil Custody | 0 | 0 |
| 9300 | Traffic Non-Criminal (Reports Only - Does not include Citations Issued) | 17 | 173 |
| 9400 | False Alarm Activation | 3 | 56 |
| 9500 | Fires (Other than Arson) | 0 | 24 |
| 9700 | Accidents, All Other | 0 | 0 |
| 9800 | Inspections, Unfounded FIRS | 27 | 477 |
| 9900 | General Assistance (All Except Other Police Agencies) | 55 | 766 |
| 9911 & 9912 | General Assistance (Other Police Agencies) | 38 | 513 |
| FIRS | Medical First Responder | 34 | 306 |



December Reports for Plainwell Department of Public Safety

PRIORITY 1 ASSISTS OUTSIDE OF JURISDICTION

The Plainwell Department of Public Safety was dispatched to 38 calls for assistance outside the city limits of Plainwell by Allegan County Central Dispatch.

These calls were classified as priority 1 assists.

Fire Suppression/Call Out Incident Report

| Date | Dispatch Time | Arrival Time | Location | Incident Type | Actions taken | Apparatus | PSO | POC |
|----------|---------------|--------------|------------------------|---------------|---------------------------|-----------|-----|-----|
| 12/20/18 | 1931 | 1932 | 200 Allegan Street | Gas leak | Investigate, notify other | Patrol | 1 | 0 |
| 12/23/18 | 0838 | 0845 | 505 S. Woodhams Street | Medical | Medical | E-62 | 2 | 5 |
| 12/27/18 | 1620 | 1628 | 950 Lincoln Parkway | Alarm | Investigate | E-11 | 4 | 3 |
| 12/28/18 | 1057 | 1100 | 691 W. Bridge Street | Smoke alarm | Cancelled enroute | Patrol | 2 | 1 |
| 12/29/18 | 0447 | 0450 | 950 Lincoln Parkway | Alarm | Investigate | Patrol | 1 | 0 |

Calls for Service at Plainwell Schools

Plainwell High School: 4
684 Starr Road

Plainwell Middle School: 0
720 Brigham Street

Early Childhood Development: 0
307 E. Plainwell Street

Admin, Maintenance & Bus Garage: 0
600 School Drive

Gilkey School: 1
707 S. Woodhams Street

Starr Elementary: 2
601 school Drive

Renaissance School: 0
422 Acorn Street

Adult Education: 0
789 E. Bridge Street



FIRE & MEDICAL FIRST RESPONDER CALL LOG

| DATE | OFFICER | DISPATCH | TOTAL | RESPONSE | FILE CLASS | LOCATION | REASON FOR ENTRY | ACTION TAKEN | APPARATUS | PSO | POC |
|------------|---------|----------|-------|----------|------------|---------------------|------------------|------------------------------------|-----------|-----|-----|
| 12/18/2018 | CHAPMAN | 10:55 | 20 | 3 | 9800 | Maple St & E Bridge | Wires Down | Taped Off / Call ATT | | | |
| 12/27/2018 | CHAPMAN | 16:15 | | | 9500 | HyTech Spring | Fire Alarm | Working on Systems / Duty Car Busy | E11 | 4 | 4 |
| 12/28/2018 | PELL | 10:57 | 6 | 3 | 9500 | 600 block w bridge | fire alarm | burnt food- no fire | | 1 | 1 |

TOTAL TIME ON ALL CALLS 26 MIN
 AVERAGE RESPONSE TIME IN CITY 3 MIN
 RESPONSES TO ASSIST IN ANOTHER JURISDICTION

ASSISTS OUTSIDE THE CITY SHOW JURISDICTION ASSISTED
 ASSISTS TO OUR DEPARTMENT BY AN OUTSIDE AGENCY SHOW THE AGENCY ASSISTING US

| DATE | OFFICER | DISPATCH | TOTAL | RESPONSE | LOCATION | REASON FOR ENTRY | ACTION TAKEN | APPARATUS | PSO | POC | JURISDICTION |
|------------|---------|----------|-------|----------|------------------------------|-------------------------------------|-----------------------------------------|-----------|--------|-----|--------------|
| 12/02/2018 | RANTZ | 17:53 | 20 | 7 | | Suicidal | Assist ACSD | | | | GUNPLAIN TWP |
| 12/03/2018 | RANTZ | 2:37 | 23 | 3 | 1100 Block N Main st | medical | Never Dispatched | | 1 | 1 | |
| 12/03/2018 | CHAPMAN | 13:20 | 25 | 5 | 200 Block Jersey St | Chest Pain | | | | 1 | |
| 12/03/2018 | BRUCE | 19:33 | 17 | 3 | 400 Block N. Main St. | Suicidal Subject | | | | | |
| 12/04/2018 | BRUCE | 2:12 | 33 | 5 | 700 Block Brigham St. | Medical | | | | | |
| 12/04/2018 | CHAPMAN | 11:31 | 44 | 3 | 1100 Block N Main St | Elderly Subject Fell | Assist with Lifting Subject | | P5 | 2 | |
| 12/04/2018 | CHAPMAN | 14:54 | 36 | 6 | 1100 Block N Main St | Elderly Subject Lethargic | Assist EMS | | P5 | 1 | |
| 12/05/2018 | WELCHER | 1:19 | 31 | 10 | 1100 Block N.PEACH | ASSIST EMS | ASSIST | | | | |
| 12/06/2018 | RANTZ | 21:33 | 22 | 5 | 200 Block W. Bridge st | Medical | | | | 1 | |
| 12/07/2018 | VARLEY | 14:30 | 30 | 5 | 131 S Bound Ramp | Medical | | | | | |
| 12/07/2018 | CHAPMAN | 15:23 | 7 | 0 | US 131 SB Just south of M-89 | Cardiac Arrest in Ambulance | Assisted EMS | | P5 | 2 | |
| 12/08/2018 | CHAPMAN | 6:14 | 36 | 10 | 900 Block 11th St | Suicidal Subject / Drug Overdose | Assist EMS | | P5 | 1 | GUNPLAIN TWP |
| 12/08/2018 | BRUCE | 17:35 | 21 | 2 | 600 Block W. Bridge St. | Medical | | | | | |
| 12/10/2018 | PELL | 11:06 | 9 | 5 | 100 Block sterling | mfr | none / with ems | | | 1 | |
| 12/11/2018 | PELL | 15:32 | 38 | 2 | 500 Block union | mfr | tot ems | | | 1 | |
| 12/12/2018 | PELL | 10:18 | 17 | 3 | 600 Block w bridge | mfr | tot ems | | | 1 | |
| 12/13/2018 | CHAPMAN | 8:37 | 23 | 4 | 200 Block W Bridge St | Subject with Altered Level Consc. | Assisted EMS | | P5 | 1 | |
| 12/14/2018 | PELL | 15:25 | 66 | 1 | 400 Block naomi | suicidal | atl | | | | opd,acsd |
| 12/14/2018 | PELL | 6:54 | 20 | 3 | 400 Block n main | mfr | tot ems | | | 1 | |
| 12/14/2018 | PELL | 14:03 | 72 | 1 | 400 Block naomi | suicidal | transport big borgess | | | | acsd |
| 12/14/2018 | PELL | 15:18 | 17 | 1 | 300 Block brigham | mfr | tot ems | | | 1 | |
| 12/14/2018 | RANTZ | 21:08 | 35 | 4 | 1000 Block Wedgewood | Medical | Assist PEMS | | | 1 | |
| 12/15/2018 | VARLEY | 11:00 | 30 | 1 | 1000 Block Allegan St | suicidal sub / Unfounded | | | | | |
| 12/15/2018 | RANTZ | 18:09 | 33 | 3 | 200 Block lesa st | Overdose unresponsive | Medical/assist PEMS,WEMS | | | 2 | ACSD |
| 12/15/2018 | WELCHER | 18:09 | 33 | 3 | 200 Block LESEA ST | OVERDOSE | MEDICAL | | | 2 | |
| 12/16/2018 | BRUCE | 13:49 | 21 | 2 | 1200 Block Kleih St. | Poss. OD | Assist PAEMS | | | | Olsego Twp |
| 12/16/2018 | RANTZ | 22:14 | 31 | 4 | 1000 Block Wedgewood | Medical | Assist PEMS | | | 1 | |
| 12/17/2018 | CHAPMAN | 11:30 | 15 | 8 | 300 Block Starr Rd. | Check on Disabled Subject | Spoke with Family / Asked them to Check | | | | |
| 12/17/2018 | CHAPMAN | 14:31 | 29 | 7 | 500 Block W Bridge St | Unknown Medical Emergency | ASSISTED WITH EMS | | P5 | 1 | |
| 12/19/2018 | WELCHER | 2:04 | 50 | 2 | 500 Block UNION | FALLS | ASSIST EMS | | | | |
| 12/22/2018 | LUTHY | 15:20 | 1410 | 0 | 600 Block W Bridge | Mental pick up | Transport | | | | |
| 12/23/2018 | CHAPMAN | 5:54 | 31 | 8 | 1000 Block Wedgewood Dr | Elderly Person fell | Assisted getting up | | P5 | 1 | |
| 12/23/2018 | CHAPMAN | 8:27 | 33 | 5 | 700 Block Benhoy St | Elderly Person fell on Toy Sidewalk | Assisted EMS | | P5 | 1 | |
| 12/23/2018 | CHAPMAN | 8:56 | 49 | 5 | 500 Block S Woodhams St | Patient with Low Blood Sugar | Assisted EMS | | T62 | 1 | |
| 12/23/2018 | CHAPMAN | 14:54 | 86 | 6 | 400 Block Garfield St | Suicidal Subject | Assisted OPD at Pipp | | | 5 | OTSEGO |
| 12/24/2018 | LUTHY | 16:04 | 4 | 3 | 100 Block Sterling | MFR | Disregarded | | | | |
| 12/28/2018 | PELL | 14:44 | 16 | 0 | 300 Block 12 th st | mental heath | assist 634 and 632 | | | | |
| 12/27/2018 | CHAPMAN | 11:40 | 35 | 7 | 100 Block Starr Rd | Patient with Difficulty Breathing | Assessment / Assist EMS | | P5, P1 | 2 | |

| | | | | | | | | | | |
|------------|---------|-------|-----|----|----------------------------|------------------------------------------|----------------------------------------|----|---|--------------|
| 12/27/2018 | CHAPMAN | 12:57 | 23 | 4 | 1100 Block N Main St | Subject on floor/ Semi-Responsive | Assist EMS | P5 | 2 | |
| 12/28/2018 | WELCHER | 3:44 | 17 | 4 | 300 Block BRIGHAM | ABDOMIN PAIN | ASSIST | | | |
| 12/28/2018 | PELL | 12:13 | 21 | 5 | 200 Block Iesa | poss suicidal | Investigate | | | |
| 12/28/2018 | WELCHER | 17:24 | 21 | 3 | 700 Block BENHOY APT | MEDICAL | ASSIST | | | |
| 12/28/2018 | RANTZ | 17:24 | 23 | 3 | 700 Block Benhoy | Medical | Assist PEWS | 2 | 2 | |
| 12/28/2018 | RANTZ | 19:01 | 11 | 0 | 1200 Block M-89 | poss. Medical | Assist Acsd | | | OTSEGO TWP |
| 12/29/2018 | PELL | 9:23 | 29 | 19 | 400 Block n main st | mental/ general | resident quit smoking before I arrived | | | |
| 12/29/2018 | PELL | 13:44 | 16 | 3 | 300 Block300 Block brigham | nfr | asst move patirnt | | 1 | |
| 12/29/2018 | RANTZ | 23:20 | 22 | 1 | 800 Block Thomas st | Medical | Assist PEWS | 2 | 2 | |
| 12/30/2018 | RANTZ | 2:02 | 111 | 9 | 400 Block 3rd | Medical | Assist MSP | 2 | 2 | GUNPLAIN TWP |
| 12/31/2018 | CHAPMAN | 14:14 | 16 | 4 | Alleagan & Church | Check Welfare/ Subject layin on Sidewalk | | | | |
| 01/02/2019 | WELCHER | 23:19 | 23 | 3 | 800 Block THOMAS | SICK PERSON | ASSIST | | | |

TOTAL TIME ON ALL CALLS 48 HRS

AVERAGE RESPONSE TIME IN CITY 4 MIN

RESPONSES TO ASSIST IN ANOTHER JURISDICTION

ASSISTS OUTSIDE THE CITY SHOW JURISDICTION ASSISTED

ASSISTS TO OUR DEPARTMENT BY AN OUTSIDE AGENCY SHOW THE AGENCY ASSISTING US



POLICE EMERGENCY CALLS (EXCLUDES FIRE AND MFR CALLS)

| DATE | OFFICER | DISPATCH | TOTAL | RESPONSE | LOCATION | REASON FOR ENTRY | ACTION TAKEN | APPARATUS | PSO | POC | JURISDICTION |
|------------|---------|----------|-------|----------|---------------------------|-----------------------------|-----------------------------------------|-----------|-----|-----|---------------|
| 12/02/2018 | RANTZ | 18:13 | 32 | 2 | 1200 Block Keith st | pos. Domestic | Assist MSP | | | | OTSEGO TWP |
| 12/07/2018 | BRUCE | 20:21 | 29 | 4 | 300 Block Brigham St. | General Assist | | | | | OTSEGO TWP |
| 12/10/2018 | WELCHER | 18:03 | 37 | 4 | 300 Block LYNN ST | DOMESTIC | ASSIST K952 | | | | OTSEGO TWP |
| 12/12/2018 | BRUCE | 18:41 | 24 | 4 | 1000 Block Goodsell St. | Unknown Sit. | Assist 74 | | | | OTsego |
| 12/13/2018 | BRUCE | 1:24 | 36 | 4 | 200 Block Golfview Dr. | DV | Assist ACSID | | | | Gunplain Twp |
| 12/14/2018 | RANTZ | 22:33 | 121 | 1 | 600 Block N. Main st | Domestic | Investigate/Arrest | | | | OPD |
| 12/14/2018 | PELL | 11:08 | 12 | 2 | w bridge | carless driving | atl | | | | gunplain twp |
| 12/14/2018 | PELL | 14:39 | 8 | 0 | 1200 Block m89 | disorderly | assist acsd | | | | gunplain twp |
| 12/14/2018 | PELL | 15:12 | 29 | 18 | us131/m89 | road haz | removed | | | | gunplain twp |
| 12/15/2018 | RANTZ | 0:24 | 42 | 1 | 200 Block Kenwood | Susp. Sit | investigate | | | 1 | ACSD,MSP |
| 12/15/2018 | WELCHER | 16:54 | 16 | 9 | 600 Block S.ANDERSON | 911 WELFARE | INVESTIGATE | | | | ACSD,MSP |
| 12/16/2018 | BRUCE | 6:43 | 62 | 4 | 200 Block W. Orleans St. | Ukn. Sit. w/ Gun | Assist 76 | | | | OTsego |
| 12/16/2018 | RANTZ | 17:30 | 36 | 7 | 800 Block S Farmer | Poss. Domestic | Assist OPD | | | | OTSEGO |
| 12/16/2018 | RANTZ | 19:43 | 37 | 7 | 1000 Block 112th | Domestic | Assist ACSID | | | | GUN PLAIN TWP |
| 12/17/2018 | CHAPMAN | 11:30 | 15 | 8 | 300 Block Starr Rd. | Checked on Disabled Subject | Spoke with Family / Asked them to Check | | | | GUN PLAIN TWP |
| 12/18/2018 | CHAPMAN | 10:16 | 39 | 1 | Starr School | Car Locked w/ Infant Inside | Unlocked Car | | | | GUN PLAIN TWP |
| 12/18/2018 | CHAPMAN | 14:30 | 30 | 5 | PDPs | Disorderly Person | Transport to Michigan Pallet | | | | GUN PLAIN TWP |
| 12/19/2018 | RANTZ | 19:08 | 72 | 7 | 100 Block Pine rd | Unknown problem | Assist ACSID | | | | GUN PLAIN TWP |
| 12/20/2018 | WELCHER | 6:55 | 20 | 6 | 700 Block E BRIDGE ST | RD HAZ CROSSING ARMS DOWN | INVESTIGATE | | | | GUN PLAIN TWP |
| 12/21/2018 | CHAPMAN | 16:08 | 22 | 1 | US 131 Just south of M-89 | Wooden Box in Right Lane | Removed Box | | | | GUN PLAIN TWP |
| 12/22/2018 | LUTHY | 15:12 | 108 | 5 | 700 Block Bordeaux | DV/CSC | Assist | | | | GUN PLAIN TWP |
| 12/22/2018 | LUTHY | 16:00 | 105 | 0 | m89/131 | Poss QUID | Blood | | | | GUN PLAIN TWP |
| 12/22/2018 | LUTHY | 17:26 | 54 | 0 | E Bridge | Fleeing | Assist | | | | GUN PLAIN TWP |
| 12/23/2018 | BRUCE | 0:40 | 15 | 1 | 700 Block M89 | DV | Assist K95 | | | | GUN PLAIN TWP |
| 12/24/2018 | BRUCE | 3:45 | 25 | 4 | 300 Block Cross Oaks Apt. | DV | Stood by | | | | GUN PLAIN TWP |
| 12/24/2018 | LUTHY | 14:53 | 19 | 2 | Strip | Fleeing shoplifter | Assist/search | | | | OTsego TWP |
| 12/26/2018 | BRUCE | 19:01 | 15 | 3 | 300 Block Cross Oaks | DV | Assist K95 | | | | OTsego Twp |
| 12/28/2018 | WELCHER | 15:12 | 112 | 5 | 700 Block BORDEAUX | ASSAULT/CSC | ASSIST ACSID | | | | OTSEGO |
| 12/28/2018 | WELCHER | 21:35 | 31 | 2 | 1400 Block M89 | OWI/R/O | ASSIST OPD | | | | OTSEGO |
| 12/28/2018 | WELCHER | 23:33 | 17 | 2 | 500 Block ALLEGAN | TRESSPASS | INVESTIGATE | | | | OTSEGO |
| 12/29/2018 | WELCHER | 1:35 | 85 | 0 | 100 Block E BRIDGE ST | ASSAULT | INVESTIGATE | | | | OTSEGO |
| 12/29/2018 | RANTZ | 1:37 | 83 | 1 | 100 Block E. Bridge | Agg. Assault | Investigate | | | | OTSEGO |
| 12/30/2018 | PELL | 12:45 | 29 | 2 | 600 Block morrell | civil/ unwanted | removed subject | | | | OTSEGO |
| 12/30/2018 | RANTZ | 19:00 | 34 | 4 | 200 Block Leas sq | Susp. Sit. | | | | | GUNPLAINTWP |
| 12/31/2018 | RANTZ | 3:03 | 12 | 1 | 500 Block Allegan st | 911 hang up | | | | | OPD |
| 12/31/2018 | CHAPMAN | 9:00 | 15 | 5 | 700 Block S Farmer St | Man with a Gun | Called off on Arrival | | | | OTSEGO |
| 01/01/2019 | BRUCE | 2:21 | 28 | 0 | N/B 131 44mm | Wrong way driver | Assist ACSID | | | | Gun Plain Twp |
| 01/01/2019 | BRUCE | 2:49 | 47 | 8 | 600 Block Morrell St. | Civil | Investigate | | | | Gun Plain Twp |
| 01/02/2019 | WELCHER | 22:45 | 20 | 10 | 300 Block 12TH | CHECK WELFARE | INVESTIGATE | | | | Gun Plain Twp |

TOTAL TIME ON ALL CALLS 26 HRS
 AVERAGE RESPONSE TIME IN CITY 4 MIN
 RESPONSES TO ASSIST IN ANOTHER JURISDICTION

ASSISTS OUTSIDE THE CITY SHOW JURISDICTION ASSISTED
 ASSISTS TO OUR DEPARTMENT BY AN OUTSIDE AGENCY SHOW THE AGENCY ASSISTING US

ASSISTS OUTSIDE THE CITY

| DATE | OFFICER | DISPATCH | TOTAL | RESPONSE | LOCATION | REASON FOR ENTRY | ACTION TAKEN | APPARATUS | PSO | POC | JURISDICTION |
|------------|---------|----------|-------|----------|--------------------------|----------------------------------|-----------------------|-----------|-----|-----|---------------|
| 12/16/2018 | RANTZ | 19:43 | 37 | 7 | 1000 Block 112th | Domestic | Assist ACSD | | | | GUN PLAIN TWP |
| 12/19/2018 | RANTZ | 19:08 | 72 | 7 | 100 Block Pine rd | Unknown problem | Assist ACSD | | | | GUN PLAIN TWP |
| 01/01/2019 | BRUCE | 2:21 | 28 | 0 | N/B 131 44mm | Wrong way driver | Assist ACSD | | | | Gun Plain Twp |
| 12/02/2018 | RANTZ | 17:53 | 20 | 7 | | Suicidal | Assist ACSD | | | | GUNPLAIN TWP |
| 12/05/2018 | BRUCE | 4:14 | 52 | 5 | S/B 131 47mm | Slide off | | | | | Gunplain Twp |
| 12/08/2018 | CHAPMAN | 6:14 | 36 | 10 | 900 Block 11th St | Suicidal Subject / Drug Overdose | Assist EMS | | 1 | | GUNPLAIN TWP |
| 12/13/2018 | BRUCE | 1:24 | 36 | 4 | 200 Block Golfview Dr. | DV | Assist ACSD | | | | Gunplain Twp |
| 12/14/2018 | PELL | 10:25 | 30 | 6 | 300 Block cross oaks | death notification | assist acsd | | | | gunplain twp |
| 12/14/2018 | PELL | 14:39 | 8 | 0 | 1200 Block m89 | disorderly | assist acsd | | | | gunplain twp |
| 12/15/2018 | RANTZ | 19:49 | 2 | 0 | 131 SB/53 | K9-4 not answer radio | Assist ACSD | | | | GUNPLAIN TWP |
| 12/21/2018 | CHAPMAN | 7:40 | 10 | 0 | 12th & M-89 | Property Damage Accident | TOT ACSD | | | | GUNPLAIN TWP |
| 12/23/2018 | BRUCE | 0:40 | 15 | 1 | 700 Block M89 | DV | Assist K95 | | | | Gunplain Twp |
| 12/30/2018 | RANTZ | 2:02 | 111 | 9 | 400 Block 3rd | Medical | Assist MSP | 2 | 2 | | GUNPLAIN TWP |
| 12/30/2018 | RANTZ | 19:00 | 34 | 4 | 200 Block Leas stq | Susp. Sit. | | | | | GUNPLAIN TWP |
| 12/12/2018 | BRUCE | 18:41 | 24 | 4 | 1000 Block Goodsell St. | Unknown Sit. | Assist 74 | | | | Otsego |
| 12/12/2018 | BRUCE | 23:03 | 18 | 5 | 700 Block S. Farmer St. | Susp. Package | Assist 74 | | | | Otsego |
| 12/16/2018 | BRUCE | 6:43 | 62 | 4 | 200 Block W. Orleans St. | Ukn. Sit. w/ Gun | Assist 76 | | | | Otsego |
| 12/16/2018 | BRUCE | 15:53 | 30 | 4 | Allegan & Dix | DWLS | Assist 76 | | | | Otsego |
| 12/16/2018 | RANTZ | 17:30 | 36 | 7 | 800 Block S Farmer | Poss. Domestic | Assist OPD | | | | OTSEGO |
| 12/23/2018 | CHAPMAN | 14:54 | 86 | 6 | 400 Block Garfield St | Suicidal Subject | Assisted OPD at Pipp | | | | OTSEGO |
| 12/28/2018 | WELCHER | 21:35 | 31 | 2 | 1400 Block M89 | OWI/R/O | ASSIST OPD | | | | OTSEGO |
| 12/28/2018 | WELCHER | 1:23 | 27 | 1 | FRANKLIN/PLATT | OWI | ASSIST OPD | | | | OTSEGO |
| 12/30/2018 | PELL | 8:10 | 16 | 4 | 800 Block s farmer | assist opd | atl supect/warrant | | | | otsego |
| 12/31/2018 | CHAPMAN | 9:00 | 15 | 5 | 700 Block S Farmer St | Man with a Gun | Called off on Arrival | | | | OTSEGO |
| 12/02/2018 | RANTZ | 18:13 | 32 | 2 | 1200 Block keith st | poss. Domestic | Assist MSP | | | | OTSEGO TWP |
| 12/10/2018 | WELCHER | 18:03 | 37 | 4 | 300 Block LYNN ST | DOMESTIC | ASSIST K952 | | | | OTSEGO TWP |
| 12/16/2018 | BRUCE | 13:49 | 21 | 2 | 1200 Block Kieth St. | Poss. OD | Assist PAEMS | | | | Otsego Twp |
| 12/24/2018 | LUTHY | 14:53 | 19 | 2 | Strip | Fleeing shoplifter | Assist/search | | | | Otsego TWP |
| 12/26/2018 | BRUCE | 19:01 | 15 | 3 | 300 Block Cross Oaks | DV | Assist K95 | | | | Otsego Twp |
| 12/28/2018 | RANTZ | 19:01 | 11 | 0 | 1200 Block M-89 | poss. Medical | Assist Acsd | | | | OTSEGO TWP |
| 12/12/2018 | BRUCE | 23:21 | 15 | 2 | 1300 Block M89 | Unsecure Building | Assist ACSD | | | | Otsego Twp. |

TOTAL TIME ON ALL CALLS 16 HRS

COUNT 31

CALLS IN THE CITY WHERE ASSISTANCE WAS RECEIVED BY ANOTHER AGENCY

| DATE | OFFICER | DISPATCH | TOTAL | LOCATION | REASON FOR ENTRY | ACTION TAKEN | APPARATUS | PSO | POC | JURISDICTION |
|------------|---------|----------|-------|-----------------------|-----------------------|--------------------------|-----------|-----|-----|--------------|
| 12/02/2018 | RANTZ | 2:45 | 102 | Allegan/Naomi | Def. Equipt | Warrant | | | | OTHER |
| 12/02/2018 | RANTZ | 20:02 | 70 | 300 Block briigham | tresspass | Investigate | | | | OPD |
| 12/03/2018 | RANTZ | 0:16 | 9 | 500 Block S. Woodhams | Susp sit | tot ACSD/ I was at jail | | | | ACSD |
| 12/06/2018 | RANTZ | 23:14 | 28 | 300 Block 12th st | Civil | | | | | OPD |
| 12/06/2018 | RANTZ | 0:28 | 73 | 300 Block 12th st | MDOP | | | | | ACSD |
| 12/08/2018 | BRUCE | 21:37 | 53 | 400 Block Naomi St. | General Assist | | | | | OPD |
| 12/14/2018 | RANTZ | 22:33 | 121 | 600 N. Main st | Domestic | Investigate/Arrest | | | | OPD |
| 12/14/2018 | PELL | 15:25 | 66 | 400 Block naomi | suicidal | atl | | | | opd.acsd |
| 12/14/2018 | PELL | 14:03 | 72 | 400 Block naomi | suicidal | transport big borgess | | | | acsd |
| 12/15/2018 | RANTZ | 0:24 | 42 | 200 Block Kenwood | Susp. Sit | investigate | | 1 | 1 | ACSD,MSP |
| 12/15/2018 | RANTZ | 18:09 | 33 | 200 Block Lesa st | Overdose unresponsive | Medical/assist PEMS,WEMS | | 2 | 2 | ACSD |
| 12/31/2018 | RANTZ | 3:03 | 12 | 500 Block Allegan st | 911 hang up | | | | | OPD |
| 12/31/2018 | RANTZ | 3:30 | 15 | 400 Block 10th st | Civil | | | | | OPD |

TOTAL TIME ON CALLS 12 HRS

COUNT: 13

Calls at Plainwell Schools

| DATE | OFFICER | DISPATCH | LOCATION | REASON FOR ENTRY | ACTION TAKEN |
|------------|---------|----------|-----------------|-----------------------------|---------------|
| 12/03/2018 | BRUCE | 18:04 | 684 Starr Rd. | Road Hazard | Deer |
| 12/16/2018 | RANTZ | 19:16 | 707 S. Woodhams | susp.sit | Nothing found |
| 12/18/2018 | CHAPMAN | 10:16 | Starr School | Car Locked w/ Infant Inside | Unlocked Car |
| 12/22/2018 | LUTHY | 14:10 | 684 Starr | Poss of Marijuana < 18 | P30895 |
| 12/28/2018 | WELCHER | 9:25 | STARR RD | ASSAULT/HARRASSMENT | INVESTIGATE |
| 12/28/2018 | WELCHER | 11:00 | 601 SCHOOL DR | ASSAULT/HARRASSMENT | INVESTIGATE |

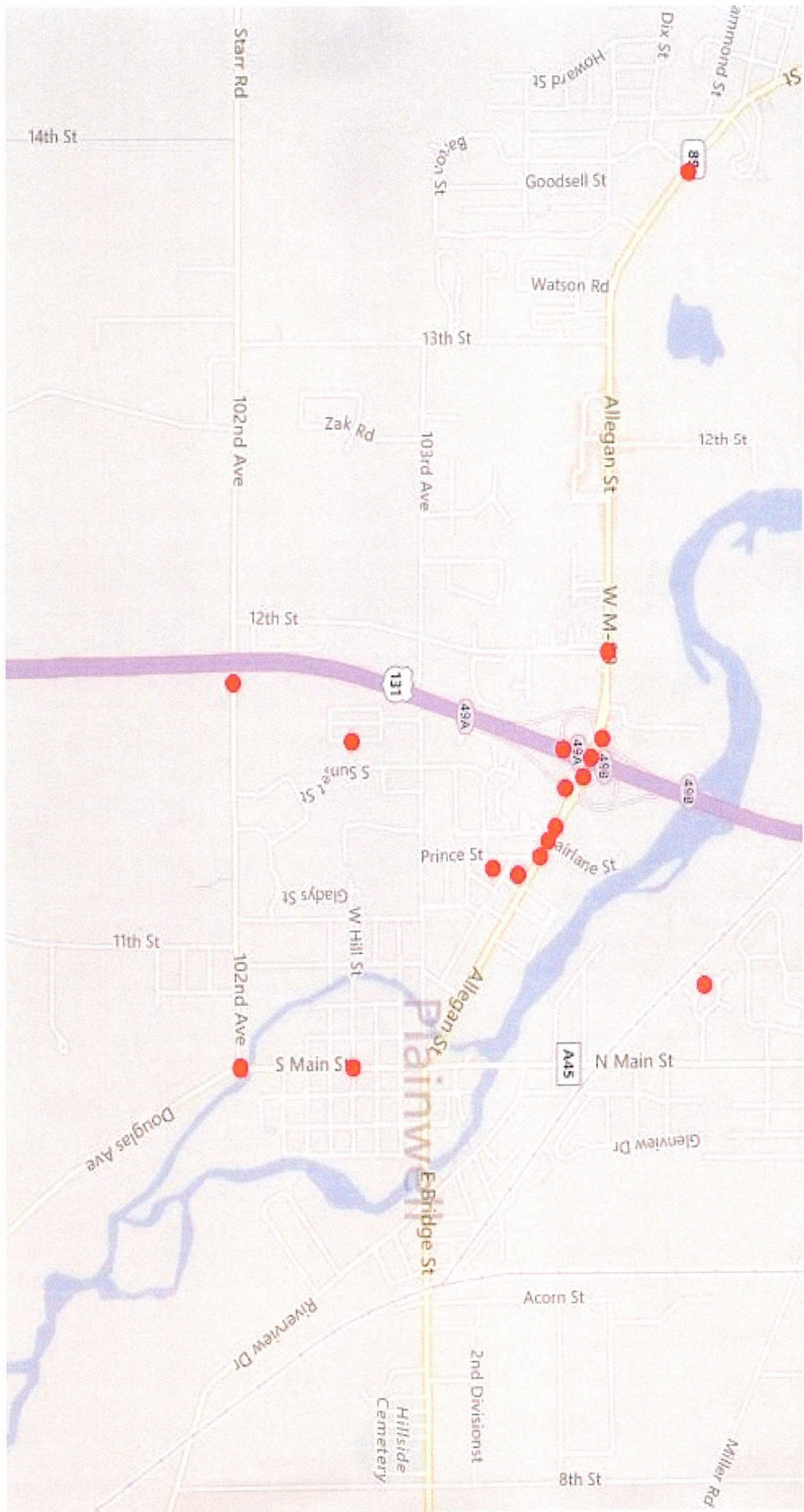
TOTAL TIME ON CALLS 0 HRS

COUNT 6

Accident Report Data

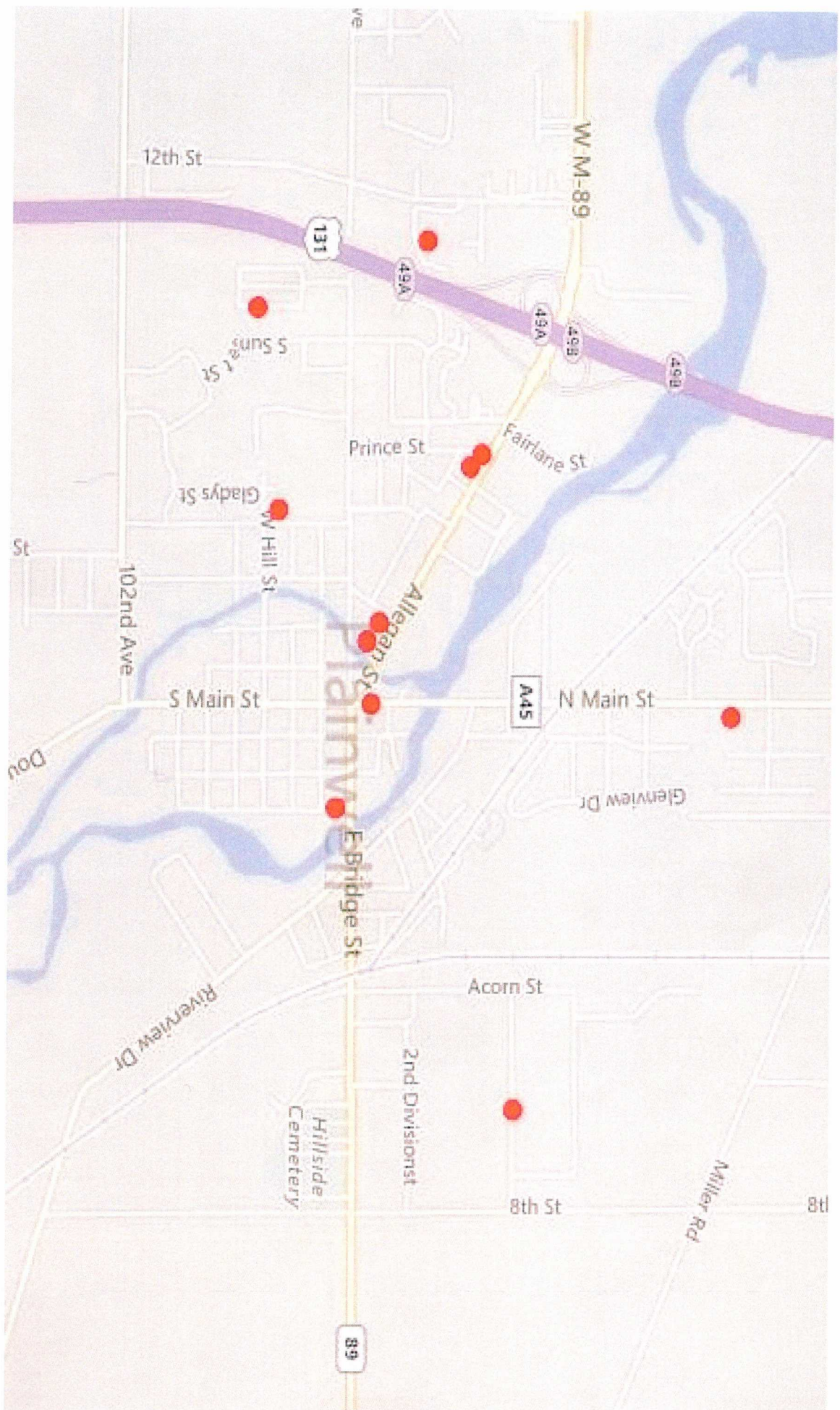
| DATE | OFFICER | DISPATCH | LOCATION | REASON FOR ENTRY | ACTION TAKEN | JURISDICTION |
|------------|---------|----------|------------------------------|--------------------------|----------------|--------------|
| 12/01/2018 | PELL | 10:04 | 500 Block union st | hit and run | investigate | |
| 12/04/2018 | CHAPMAN | 15:58 | US 131 @ NB Plainwell Exit | Property Damage Accident | Report | |
| 12/05/2018 | BRUCE | 4:14 | S/B 131 47mm | Slide off | | GunPLAIN Twp |
| 12/14/2018 | PELL | 10:51 | 1000 Block wedgewood | pda | report | |
| 12/14/2018 | PELL | 14:57 | allegan/prince | pda | report | |
| 12/14/2018 | PELL | 10:23 | 500 Block allegan | pda | report | |
| 12/15/2018 | WELCHER | 20:46 | M89/131 | PDA | INVESTIGATE | |
| 12/15/2018 | WELCHER | 22:40 | ALLEGAN/PRINCE | PDA | CITE | |
| 12/21/2018 | CHAPMAN | 7:40 | 12th & M-89 | Property Damage Accident | TOT ACSD | GUNPLAIN TWP |
| 12/22/2018 | LUTHY | 8:51 | Main/Starr | PDA | P30893 | |
| 12/22/2018 | LUTHY | 13:31 | Allegan/131 | PDA | P30894 | |
| 12/22/2018 | LUTHY | 16:05 | Hill/Main | PDA | P30897 | |
| 12/22/2018 | LUTHY | 17:20 | Allegan/Naomi | PDA | Citation | |
| 12/23/2018 | LUTHY | 0:41 | 131/49mm | PDA | | |
| 12/23/2018 | BRUCE | 1:33 | 1100 Block 102nd | PDA | Police Crash | |
| 12/23/2018 | BRUCE | 3:36 | 200 Block Kim St. | H&R PDA | Investigate | |
| 12/27/2018 | CHAPMAN | 15:47 | US 131 SB Otsego Exit @ M-89 | Property Damage Accident | Report | |
| 01/02/2019 | WELCHER | 1:01 | E.ALLEGAN/DIX | PDA | ASSIST TRAFFIC | |


RESPONSES TO ASSIST IN ANOTHER JURISDICTION



Theft / Damage Crimes

| DATE | OFFICER | DISPATCH | LOCATION | REASON FOR ENTRY | ACTION TAKEN |
|------------|---------|----------|----------------------|-----------------------|---------------------------------|
| 12/03/2018 | CHAPMAN | 8:06 | 100 Block Allegan St | Breaking and Entering | Scene Investigation / Report |
| 12/06/2018 | RANTZ | 0:28 | 300 Block 12th st | MDOP | |
| 12/06/2018 | RANTZ | 3:58 | 300 Block 12th | | |
| 12/10/2018 | VARLEY | 14:30 | 100 Block Allegan St | | |
| 12/14/2018 | RANTZ | 20:36 | 100 Block Hicks | Larceny off porch | tx for reportd |
| 12/17/2018 | CHAPMAN | 12:30 | 300 Block Brigham St | Larceny of Money | Report |
| 12/21/2018 | CHAPMAN | 9:45 | 500 Block Allegan St | Theft of Cell Phone | Locate Suspect / Arrest / Lodge |
| 12/22/2018 | CHAPMAN | 11:00 | 100 Block N Main St | Larceny of Key | Called Complainant / Report |
| 12/27/2018 | CHAPMAN | 15:45 | Wesco | Larceny of Gas | ATL Suspect |
| 12/28/2018 | WELCHER | 12:37 | 900 Block INDUSTRIAL | LARCENY | INVESTIGATE |
| 12/28/2018 | WELCHER | 13:58 | 200 Block KIM ST | LARCENY | INVESTIGATE |
| 01/01/2019 | BRUCE | 0:50 | 400 Block 10th St. | MDOP | Investigate |





PLAINWELL PUBLIC SAFETY

Police, Fire and Medical First Responder Services

2018 ANNUAL REPORT

Prepared by Director Bill G. Bomar

BB

2018 Annual Report




Table of Contents

- **2018 Code Enforcement Summary Report**
- **Crimes Three-Year Summary Report**
- **Arrest and Citation Three-Year Summary Report**
- **MICR Two-Year Local L.E.A. Comparison Report**
- **2018 Fire Incident Summary Report**
- **2018 Fire Response Detail Report**
- **2018 Allegan County Central Dispatch Call-For-Service Report**



2018 Code Enforcement Summary Report

TOTAL PROPERTIES NOTIFIED: 183

CATEGORIES:

| | |
|------------------------------------------------------------|------------|
| Vehicles - junk, unregistered, etc. | 50 |
| RV/Boat/Trailer storage | 2 |
| Yard parking | 22 |
| Yard debris | 31 |
| Long grass / weeds | 91 |
| Building violations | 7 |
| Other - Fences, pools, signs, dumpsters, etc. | 12 |
| Total violations (more than one at some properties) | 215 |

Classification of Crimes Reported Three Year Comparison

| File Class | <u>CRIMES AGAINST PERSON</u> | 2016 | 2017 | 2018 |
|------------|-------------------------------------------------------------------|------------|------------|------------|
| 900 | Murder and Non-Negligent Manslaughter | 0 | 0 | 0 |
| 1000 | Kidnapping | 0 | 0 | 0 |
| 1100 | Sexual Assault | 8 | 8 | 8 |
| 1200 | Robbery | 0 | 2 | 1 |
| 1300 | Aggravated & Non-Aggravated Assault | 83 | 74 | 96 |
| | <i>Crimes Against Person Total</i> | 91 | 84 | 105 |
| | <u>PROPERTY CRIMES</u> | | | |
| 2000 | Arson | 0 | 0 | 0 |
| 2100 | Extortion | 0 | 0 | 0 |
| 2200 | Burglary | 15 | 17 | 13 |
| 2300 | Larceny | 76 | 69 | 88 |
| 2400 | Motor Vehicle Theft | 4 | 1 | 4 |
| 2500 | Forgery/Counterfeiting | 0 | 0 | 0 |
| 2600 | Fraudulent Activities | 23 | 26 | 20 |
| 2700 | Embezzlement | 0 | 0 | 5 |
| 2800 | Stolen Property - Buying, receiving | 2 | 0 | 1 |
| 2900 | Damage to Property | 24 | 33 | 20 |
| 3500 | Violation of Controlled Substances Act | 23 | 18 | 24 |
| | <i>Property Crimes Total</i> | 167 | 164 | 175 |
| | <u>MORALS/DECENCY CRIMES</u> | | | |
| 3600 | Sex Offenses (Other than Sexual Assault) | 0 | 0 | 2 |
| 3700 | Obscenity | 2 | 1 | 3 |
| 3800 | Family Offenses | 5 | 5 | 8 |
| 4100 | Liquor Violations | 7 | 9 | 1 |
| | <i>Morals/Decency Crimes Total</i> | 14 | 15 | 14 |
| | <u>PUBLIC ORDER CRIMES</u> | | | |
| 4800 | Obstructing Police - Offenses Which Interfere with Investigations | 0 | 0 | 0 |
| 4900 | Escape/Flight - Fleeing and Eluding a Officer's | 0 | 0 | 2 |
| 5000 | Obstructing Justice | 23 | 51 | 41 |
| 5200 | Weapons Offenses | 4 | 5 | 1 |
| 5300 | Public Peace | 95 | 70 | 100 |
| 5400 | Traffic Investigations - Any Criminal Traffic | 51 | 54 | 56 |
| 5500 | Health and Safety | 25 | 26 | 25 |
| 5600 | Civil Rights | 0 | 0 | 0 |
| 5700 | Invasion of Privacy | 14 | 17 | 22 |
| 6200 | Conservation Law Violation | 1 | 1 | 0 |
| 7300 | Miscellaneous Criminal Offense | 0 | 0 | 0 |
| | <i>Public Order Crimes Total</i> | 213 | 224 | 247 |

| File Class | <u>GENERAL NON-CRIMINAL</u> | | | |
|------------------------|------------------------------------------------|-------------|-------------|-------------|
| 9100 | Juvenile/Minor/School Complaints | 0 | 0 | 0 |
| 9200 | Civil Custody | 0 | 0 | 0 |
| | Traffic Non-Criminal (Reports Only - Does not | | | |
| 9300 | include Citations Issued) | 168 | 169 | 173 |
| 9400 | False Alarm Activation | 51 | 45 | 56 |
| 9500 | Fires (Other than Arson) | 22 | 36 | 24 |
| 9700 | Accidents, All Other | 0 | 9 | 0 |
| 9800 | Inspections, Vehicle & Property | 320 | 455 | 477 |
| 9909 | General Assistance (All Except Other Police | 733 | 715 | 766 |
| 9911 & 9912 | General Assistance (Other Police Agencies) | 538 | 575 | 513 |
| FIRS | Medical First Responder | 288 | 289 | 306 |
| | <i>General Non-Criminal Total</i> | 2120 | 2293 | 2315 |
| | TOTAL COMPLAINTS | 2605 | 2780 | 2856 |

Classification of Citations - Three Year Comparison

| | 2016 | 2017 | 2018 |
|--------------------------------------------|--------|--------|--------|
| ARRESTS | | | |
| CUSTODIAL ARRESTS | 122 | 155 | 149 |
| ARREST COUNTS | 302 | 316 | 266 |
| TRAFFIC ENFORCEMENT & CITATIONS | | | |
| HAZARDOUS CITATIONS | 147 | 112 | 126 |
| NON-HAZARDOUS CITATIONS | 102 | 120 | 165 |
| DRUNK DRIVING CITATIONS | 11 | 15 | 12 |
| PARKING CITATIONS | 116 | 101 | 142 |
| VERBAL WARNINGS | 272 | 297 | 190 |
| TOTAL TRAFFIC CITATIONS/WARNINGS | 648 | 645 | 635 |
| COMPLAINTS | | | |
| ORIGINAL DISPATCH COMPLAINTS | 2402 | 2578 | 2471 |
| PATROL INITIATED COMPLAINTS | 200 | 177 | 131 |
| TOTAL COMPLAINTS | 2602 | 2755 | 2602 |
| OTHER ACTIVITIES | | | |
| MOTORISTS ASSISTS | 207 | 1082 | 289 |
| PROPERTY INSPECTIONS | 132 | 71 | 0 |
| MOTOR VEHICLE ACCIDENTS | 147 | 117 | 122 |
| COMMERCIAL BUILDING SECURITY CHECK | 76,900 | 62,358 | 18,037 |
| FOUND UNSECURED | 6 | 9 | 54 |



Michigan Incident Crime Reporting (MICR) Agency Comparison Report



ORI#: MI0367000 **ORINAME:** Plainwell Department of Public Safety
 Director Bill Bomar **REPORT TYPE:** XML **VENDOR:** NEW WORLD SYSTEMS (MSP Windows v.1.x)

Below are the incident counts for your agency in 2018 and 2017 (for comparison purposes). Please verify the 2018 incident counts are correct and submit any corrections and/or delinquent data. Data highlighted in red indicates a variance of 18% (+/-) between 2018 and 2017 data and should be reviewed to determine a reason. Note: If your report type or vendor has changed, please notify your MICR representative.

2018 Data received as of: 1/18/2019

| Reporting Status (Testing/Live): | L | JAN | FEB | MAR | APR | MAY | JUN | JUL | AUG | SEP | OCT | NOV | DEC | YTD TOTAL | # MONTHS PROCESSED |
|-------------------------------------|---|-------|--------|-------|--------|-------|-------|-------|--------|-------|--------|------|--------|--------------|-----------------------|
| 2018 Incident Count: | | 31 | 31 | 22 | 16 | 26 | 42 | 21 | 29 | 25 | 22 | 22 | 15 | 302 | 12 |
| 2017 Incident Count: | | 33 | 17 | 18 | 29 | 23 | 23 | 23 | 34 | 26 | 31 | 22 | 31 | 310 | |
| Count Difference: | | -2 | 14 | 4 | -13 | 3 | 19 | -2 | -5 | -1 | -9 | 0 | -16 | -8 | |
| Percentage Change: | | -6.1% | 82.35% | 22.2% | -44.8% | 13.0% | 82.6% | -8.7% | -14.7% | -3.8% | -29.0% | 0.0% | -51.6% | -2.6% | |
| 2018 Error Count: | | 1 | | | 1 | | | | | | | | | 2 | |
| 2018 Error %: | | | | | | | | | | | | | | 0.7% | |

MICR Unit Contacts:

Monica Jenkins, MICR Manager, 517-284-3316, Vendor Testing
 Cherish Nunez, Dept. Specialist, 517-284-3144, MICR Specification Changes, NIBRS
 Nicholas Dowker, Dept. Analyst, 517-284-3143, Quality Assurance Reviews and Training
 Garrett Strong, Dept. Analyst, 517-284-3146, Quality Assurance Reviews and Training
 Raymone Gude, Dept. Technician, 517-284-3317, Counties 1-49, Tribal Agencies, and LEOKA
 Laura Hehrer, Dept. Technician, 517-284-3163, Counties 50-83, CLEMIS Agencies, Hate/Bias Reports

Data Analysis and Reporting Unit Contacts:

Wendy Easterbrook, Department Specialist, 517-284-3326, Specialized Reports
 Denise Barnes, Department Specialist, 517-614-4048, Dashboard Specialist



Michigan Incident Crime Reporting (MICR) Agency Comparison Report



ORI#: MIO321000 **ORINAME:** Allegan Police Department
 Chief Rick Hoyer **REPORT TYPE:** XML **VENDOR:** NEW WORLD SYSTEMS (MSP Windows v.1.x)

Below are the incident counts for your agency in 2018 and 2017 (for comparison purposes). Please verify the 2018 incident counts are correct and submit any corrections and/or delinquent data. Data highlighted in red indicates a variance of 18% (+/-) between 2018 and 2017 data and should be reviewed to determine a reason. Note: If your report type or vendor has changed, please notify your MICR representative.

2018 Data received as of: 1/18/2019

| Reporting Status (Testing/Live): | L | JAN | FEB | MAR | APR | MAY | JUN | JUL | AUG | SEP | OCT | NOV | DEC | YTD TOTAL | # MONTHS PROCESSED |
|-------------------------------------|---|-------|--------|--------|-------|-------|-------|-------|------|-------|--------|--------|--------|--------------|-----------------------|
| 2018 Incident Count: | | 37 | 35 | 31 | 31 | 32 | 48 | 49 | 45 | 37 | 25 | 23 | 24 | 417 | 12 |
| 2017 Incident Count: | | 41 | 27 | 49 | 27 | 35 | 42 | 41 | 45 | 39 | 58 | 44 | 40 | 488 | |
| Count Difference: | | -4 | 8 | -18 | 4 | -3 | 6 | 8 | 0 | -2 | -33 | -21 | -16 | -71 | |
| Percentage Change: | | -9.8% | 29.63% | -36.7% | 14.8% | -8.6% | 14.3% | 19.5% | 0.0% | -5.1% | -56.9% | -47.7% | -40.0% | -14.5% | |
| 2018 Error Count: | | | | 1 | | | | | | | | | | 1 | |
| 2018 Error %: | | | | | | | | | | | | | | 0.2% | |

MICR Unit Contacts:

Monica Jenkins, MICR Manager, 517-284-3316, Vendor Testing
 Cherish Nunez, Dept. Specialist, 517-284-3144, MICR Specification Changes, NIBRS
 Nicholas Dowker, Dept. Analyst, 517-284-3143, Quality Assurance Reviews and Training
 Garrett Strong, Dept. Analyst, 517-284-3146, Quality Assurance Reviews and Training
 Raymone Gude, Dept. Technician, 517-284-3317, Counties 1-49, Tribal Agencies, and LEOKA
 Laura Hehrer, Dept. Technician, 517-284-3163, Counties 50-83, CLEMIS Agencies, Hate/Bias Reports

Data Analysis and Reporting Unit Contacts:

Wendy Easterbrook, Department Specialist, 517-284-3326, Specialized Reports
 Denise Barnes, Department Specialist, 517-614-4048, Dashboard Specialist



Michigan Incident Crime Reporting (MICR) Agency Comparison Report



ORI#: MI0364100 **ORINAME:** Otsego Police Department
 Chief Gordon Konkle **REPORT TYPE:** XML **VENDOR:** Tyler Tech - NEW WORLD SYSTEMS

Below are the incident counts for your agency in 2018 and 2017 (for comparison purposes). Please verify the 2018 incident counts are correct and submit any corrections and/or delinquent data. Data highlighted in red indicates a variance of 18% (+/-) between 2018 and 2017 data and should be reviewed to determine a reason. Note: If your report type or vendor has changed, please notify your MICR representative.

2018 Data received as of: 1/18/2019

| Reporting Status (Testing/Live): | L | JAN | FEB | MAR | APR | MAY | JUN | JUL | AUG | SEP | OCT | NOV | DEC | YTD TOTAL | # MONTHS PROCESSED |
|-------------------------------------|---|------|--------|-------|-------|-------|--------|------|-------|-------|-------|--------|-------|--------------|-----------------------|
| 2018 Incident Count: | | 25 | 29 | 37 | 35 | 35 | 32 | 31 | 38 | 35 | 30 | 19 | 32 | 378 | 12 |
| 2017 Incident Count: | | 25 | 21 | 30 | 36 | 30 | 37 | 30 | 31 | 31 | 32 | 27 | 24 | 354 | |
| Count Difference: | | 0 | 8 | 7 | -1 | 5 | -5 | 1 | 7 | 4 | -2 | -8 | 8 | 24 | |
| Percentage Change: | | 0.0% | 38.10% | 23.3% | -2.8% | 16.7% | -13.5% | 3.3% | 22.6% | 12.9% | -6.3% | -29.6% | 33.3% | 6.8% | |
| 2018 Error Count: | | 1 | 1 | 1 | | 3 | | | | | | | | 6 | |
| 2018 Error %: | | | | | | | | | | | | | | 1.6% | |

MICR Unit Contacts:

Monica Jenkins, MICR Manager, 517-284-3316, Vendor Testing
 Cherish Nunez, Dept. Specialist, 517-284-3144, MICR Specification Changes, NIBRS
 Nicholas Dowker, Dept. Analyst, 517-284-3143, Quality Assurance Reviews and Training
 Garrett Strong, Dept. Analyst, 517-284-3146, Quality Assurance Reviews and Training
 Raymone Gude, Dept. Technician, 517-284-3317, Counties 1-49, Tribal Agencies, and LEOKA
 Laura Hehrer, Dept. Technician, 517-284-3163, Counties 50-83, CLEMIS Agencies, Hate/Bias Reports

Data Analysis and Reporting Unit Contacts:

Wendy Easterbrook, Department Specialist, 517-284-3326, Specialized Reports
 Denise Barnes, Department Specialist, 517-614-4048, Dashboard Specialist



Michigan Incident Crime Reporting (MICR) Agency Comparison Report



ORI#: MI0381100
ORINAME: Wayland Police Department
Chief Steven Harper

REPORT TYPE:
DEG

VENDOR:
Motorola - SRMS (P1)

Below are the incident counts for your agency in 2018 and 2017 (for comparison purposes). Please verify the 2018 incident counts are correct and submit any corrections and/or delinquent data. Data highlighted in red indicates a variance of 18% (+/-) between 2018 and 2017 data and should be reviewed to determine a reason. Note: If your report type or vendor has changed, please notify your MICR representative.

2018 Data received as of: 1/18/2019

| Reporting Status (Testing/Live): | L | JAN | FEB | MAR | APR | MAY | JUN | JUL | AUG | SEP | OCT | NOV | DEC | YTD TOTAL | # MONTHS PROCESSED |
|-------------------------------------|---|-------|--------|--------|-------|--------|--------|-------|-------|-------|--------|-------|--------|--------------|-----------------------|
| 2018 Incident Count: | | 36 | 21 | 38 | 32 | 113 | 27 | 45 | 37 | 28 | 24 | 27 | 22 | 450 | 12 |
| 2017 Incident Count: | | 20 | 19 | 12 | 22 | 42 | 37 | 32 | 41 | 30 | 35 | 28 | 36 | 354 | |
| Count Difference: | | 16 | 2 | 26 | 10 | 71 | -10 | 13 | -4 | -2 | -11 | -1 | -14 | 96 | |
| Percentage Change: | | 80.0% | 10.53% | 216.7% | 45.5% | 169.0% | -27.0% | 40.6% | -9.8% | -6.7% | -31.4% | -3.6% | -38.9% | 27.1% | |
| 2018 Error Count: | | | | | | | 1 | | | | | | | 1 | |
| 2018 Error %: | | | | | | | | | | | | | | 0.2% | |

MICR Unit Contacts:

Monica Jenkins, MICR Manager, 517-284-3316, Vendor Testing
Cherish Nunez, Dept. Specialist, 517-284-3144, MICR Specification Changes, NIBRS
Nicholas Dowker, Dept. Analyst, 517-284-3143, Quality Assurance Reviews and Training
Garrett Strong, Dept. Analyst, 517-284-3146, Quality Assurance Reviews and Training
Raymone Gude, Dept. Technician, 517-284-3317, Counties 1-49, Tribal Agencies, and LEOKA
Laura Hehrer, Dept. Technician, 517-284-3163, Counties 50-83, CLEMIS Agencies, Hate/Bias Reports

Data Analysis and Reporting Unit Contacts:

Wendy Easterbrook, Department Specialist, 517-284-3326, Specialized Reports
Denise Barnes, Department Specialist, 517-614-4048, Dashboard Specialist

PLAINWELL DEPT PUB SAFETY, PLAINWELL, MICHIGAN 49080

Incident List for 01/01/2018 through 12/31/2018

Printed: 01/07/2019

| Inc. No. - Exp. | Date | Disp. Time | Total Hr:Mn:Sc | No. Resp. | Sta. Location |
|-----------------|------------|------------|----------------|-----------|------------------------|
| 0000000-000 | 03/21/2018 | 00:00 | 0:00:00 | 0 | |
| 0000010-000 | 03/20/2018 | 14:22 | 2:15:00 | 9 | 137 S Lake Doster DR |
| 0000011-000 | 03/22/2018 | 15:45 | 1:15:00 | 6 | 414 105th |
| 0000012-000 | 03/23/2018 | 19:48 | 0:32:00 | 4 | 210 S Farmers ST |
| 0000016-000 | 04/05/2018 | 16:48 | 0:28:00 | 5 | 412 OAKS CROSSING ST |
| 0000017-000 | 04/08/2018 | 19:12 | 0:20:00 | 5 | 602 Lincoln RD |
| 0000019-000 | 04/16/2018 | 06:51 | 1:43:00 | 10 | 950 Lincoln PKY |
| 0000023-000 | 05/05/2018 | 13:57 | 0:11:00 | 4 | 320 Brigham ST |
| 0000024-000 | 05/18/2018 | 19:16 | 0:12:00 | 3 | 307 N Sherwood AVE |
| 0000026-000 | 05/23/2018 | 02:27 | 0:07:00 | 2 | 320 Brigham ST |
| 0000027-000 | 05/27/2018 | 19:17 | 0:36:00 | 4 | 1316 109th Ave |
| 0000028-000 | 05/27/2018 | 19:53 | 0:47:00 | 4 | 560 19th St |
| 0000030-000 | 01/04/2018 | 06:45 | 0:37:00 | 5 | 204 S Main ST |
| 0000032-000 | 01/04/2018 | 10:41 | 1:19:00 | 7 | US 131 and 102ND AVE |
| 0000034-000 | 06/17/2018 | 08:55 | 2:25:00 | 6 | 301 Washington ST |
| 0000036-000 | 06/28/2018 | 21:14 | 0:42:00 | 8 | 215 E Bridge ST |
| 0000050-000 | 11/26/2018 | 01:34 | 0:52:00 | 3 | 112 S Woodhams ST |
| 0000053-000 | 12/28/2018 | 10:57 | 0:06:00 | 1 | 691 W Bridge ST |
| 0000112-000 | 01/15/2018 | 14:42 | 2:30:00 | 0 | 110 Washington ST |
| 0000154-000 | 01/22/2018 | 14:42 | 1:19:00 | 8 | 49 US131 EXPY |
| 0000222-000 | 02/01/2018 | 09:55 | 0:20:00 | 2 | 331 Broad ST |
| 0000283-000 | 02/09/2018 | 22:25 | 1:10:00 | 9 | 220 N Main ST |
| 0000286-000 | 02/09/2018 | 22:28 | 0:48:00 | 6 | 508 N SHERWOOD ST |
| 0000334-000 | 02/16/2018 | 19:40 | 0:50:00 | 4 | 200 Allegan ST |
| 0000583-000 | 03/19/2018 | 13:31 | 0:54:00 | 7 | 1106 N 10TH ST |
| 0000794-000 | 04/15/2018 | 11:50 | 2:12:00 | 9 | 950 Lincoln PKY |
| 0000888-000 | 04/30/2018 | 23:46 | 1:43:00 | 8 | 605 W Bridge ST |
| 0001092-000 | 05/27/2018 | 16:39 | 0:56:00 | 6 | 210 Allegan ST |
| 0001096-000 | 05/28/2018 | 13:11 | 1:02:00 | 3 | 201 First Ave ST |
| 0001226-000 | 06/14/2018 | 11:07 | 2:53:00 | 4 | 131 N Main ST |
| 0001262-000 | 06/18/2018 | 08:06 | 1:00:00 | 6 | 641 W Bridge ST |
| 0001502-000 | 07/16/2018 | 15:57 | 0:32:00 | 2 | 611 Morrell ST |
| 0001726-000 | 08/12/2018 | 10:15 | 0:20:00 | 3 | 533 Allegan ST |
| 0001727-000 | 08/12/2018 | 10:50 | 0:15:00 | 3 | 320 Brigham ST |
| 0001837-000 | 08/24/2018 | 21:42 | 0:13:00 | 4 | 260 Lesa ST |
| 0001899-000 | 08/31/2018 | 05:02 | 0:23:00 | 2 | 411 Naomi ST |
| 0001906-000 | 09/01/2018 | 09:56 | 0:06:00 | 2 | 692 W Bridge ST |
| 0001971-000 | 09/07/2018 | 19:11 | 0:04:00 | 2 | 320 Brigham ST |
| 0002071-000 | 09/01/2018 | 18:44 | 0:31:00 | 6 | 411 Naomi ST |
| 0002076-000 | 09/19/2018 | 21:10 | 0:40:00 | 7 | 611 Morrell ST |
| 0002109-000 | 09/22/2018 | 22:57 | 0:51:00 | 4 | 950 Lincoln Parkway ST |
| 0002317-000 | 10/18/2018 | 21:24 | 0:31:00 | 9 | 217 W Plainwell ST |
| 0002772-000 | 12/20/2018 | 19:31 | 0:53:00 | 1 | 200 Allegan ST |

Incident List for 01/01/2018 through 12/31/2018

| Inc. No. - Exp. | Date | Disp. Time | Total Hr:Mn:Sc | No. Resp. | Sta. Location |
|-----------------|------------|------------|----------------|-----------|---------------------|
| 0002818-000 | 12/27/2018 | 16:20 | 0:09:00 | 2 | 950 Lincoln PKY |
| 0002835-000 | 12/29/2018 | 04:47 | 0:37:00 | 1 | 950 Lincoln Parkway |

Incidents by Shift Including Exposures

| No. Resp. | Total Hr:Mn:Sc | Prop. Loss | Cont. Loss | 0 | 1 | 2 | 3 | 4 | |
|----------------|----------------|------------|------------|------------|----|---|---|---|---|
| <i>Totals:</i> | 206 | 38:09:00 | \$ 715,000 | \$ 501,100 | 44 | 1 | 0 | 0 | 0 |

The total number of incidents, including exposure fires is 45.

The number of exposure fires is 0.

The average dispatch to enroute time is 0.20 minutes.

The average response (disp. to arrival) time is 5.51 minutes.

The average mileage is 0.2 miles.

PLAINWELL DEPT PUB SAFETY, PLAINWELL, MICHIGAN 49080

Incident List for 01/01/2018 through 12/31/2018

Printed: 01/07/2019

| Inc. No. - Exp. | Date | Disp. Time | Total Hr:Mn:Sc | No. Resp. | Sta. | Incident Type |
|-----------------|------------|------------|----------------|-----------|------|----------------------------------------------------|
| 0000000-000 | 03/21/2018 | 00:00 | 0:00:00 | 0 | | |
| 0000010-000 | 03/20/2018 | 14:22 | 2:15:00 | 9 | 111 | Building fire |
| 0000011-000 | 03/22/2018 | 15:45 | 1:15:00 | 6 | 142 | Brush, or brush-and-grass mixture fire |
| 0000012-000 | 03/23/2018 | 19:48 | 0:32:00 | 4 | 111 | Building fire |
| 0000016-000 | 04/05/2018 | 16:48 | 0:28:00 | 5 | 131 | Passenger vehicle fire |
| 0000017-000 | 04/08/2018 | 19:12 | 0:20:00 | 5 | 445 | Arcing, shorted electrical equipment |
| 0000019-000 | 04/16/2018 | 06:51 | 1:43:00 | 10 | 111 | Building fire |
| 0000023-000 | 05/05/2018 | 13:57 | 0:11:00 | 4 | 311 | Medical assist, assist EMS crew |
| 0000024-000 | 05/18/2018 | 19:16 | 0:12:00 | 3 | 363 | Swift water rescue |
| 0000026-000 | 05/23/2018 | 02:27 | 0:07:00 | 2 | 745 | Alarm system activation, no fire - unintentional |
| 0000027-000 | 05/27/2018 | 19:17 | 0:36:00 | 4 | 111 | Building fire |
| 0000028-000 | 05/27/2018 | 19:53 | 0:47:00 | 4 | 622 | No incident found on arrival at dispatch address |
| 0000030-000 | 01/04/2018 | 06:45 | 0:37:00 | 5 | 118 | Trash or rubbish fire, contained |
| 0000032-000 | 01/04/2018 | 10:41 | 1:19:00 | 7 | 251 | Excessive heat, scorch burns with no ignition |
| 0000034-000 | 06/17/2018 | 08:55 | 2:25:00 | 6 | 651 | Smoke scare, odor of smoke |
| 0000036-000 | 06/28/2018 | 21:14 | 0:42:00 | 8 | 440 | Electrical wiring/equipment problem, other |
| 0000050-000 | 11/26/2018 | 01:34 | 0:52:00 | 3 | 444 | Power line down |
| 0000053-000 | 12/28/2018 | 10:57 | 0:06:00 | 1 | 745 | Alarm system activation, no fire - unintentional |
| 0000112-000 | 01/15/2018 | 14:42 | 2:30:00 | 0 | 111 | Building fire |
| 0000154-000 | 01/22/2018 | 14:42 | 1:19:00 | 8 | 131 | Passenger vehicle fire |
| 0000222-000 | 02/01/2018 | 09:55 | 0:20:00 | 2 | 743 | Smoke detector activation, no fire - unintentional |
| 0000283-000 | 02/09/2018 | 22:25 | 1:10:00 | 9 | 745 | Alarm system activation, no fire - unintentional |
| 0000286-000 | 02/09/2018 | 22:28 | 0:48:00 | 6 | 440 | Electrical wiring/equipment problem, other |
| 0000334-000 | 02/16/2018 | 19:40 | 0:50:00 | 4 | 745 | Alarm system activation, no fire - unintentional |
| 0000583-000 | 03/19/2018 | 13:31 | 0:54:00 | 7 | 141 | Forest, woods or wildland fire |
| 0000794-000 | 04/15/2018 | 11:50 | 2:12:00 | 9 | 111 | Building fire |
| 0000888-000 | 04/30/2018 | 23:46 | 1:43:00 | 8 | 412 | Gas leak (natural gas or LPG) |
| 0001092-000 | 05/27/2018 | 16:39 | 0:56:00 | 6 | 363 | Swift water rescue |
| 0001096-000 | 05/28/2018 | 13:11 | 1:02:00 | 3 | 521 | Water evacuation |
| 0001226-000 | 06/14/2018 | 11:07 | 2:53:00 | 4 | 721 | Bomb scare - no bomb |
| 0001262-000 | 06/18/2018 | 08:06 | 1:00:00 | 6 | 412 | Gas leak (natural gas or LPG) |
| 0001502-000 | 07/16/2018 | 15:57 | 0:32:00 | 2 | 651 | Smoke scare, odor of smoke |
| 0001726-000 | 08/12/2018 | 10:15 | 0:20:00 | 3 | 381 | Rescue or EMS standby |
| 0001727-000 | 08/12/2018 | 10:50 | 0:15:00 | 3 | 661 | EMS call, party transported by non-fire agency |
| 0001837-000 | 08/24/2018 | 21:42 | 0:13:00 | 4 | 311 | Medical assist, assist EMS crew |
| 0001899-000 | 08/31/2018 | 05:02 | 0:23:00 | 2 | 735 | Alarm system sounded due to malfunction |
| 0001906-000 | 09/01/2018 | 09:56 | 0:06:00 | 2 | 321 | EMS call, excluding vehicle accident with injury |
| 0001971-000 | 09/07/2018 | 19:11 | 0:04:00 | 2 | 611 | Dispatched & canceled en route |
| 0002071-000 | 09/01/2018 | 18:44 | 0:31:00 | 6 | 812 | Flood assessment |
| 0002076-000 | 09/19/2018 | 21:10 | 0:40:00 | 7 | 142 | Brush, or brush-and-grass mixture fire |
| 0002109-000 | 09/22/2018 | 22:57 | 0:51:00 | 4 | 711 | Municipal alarm system, malicious false alarm |
| 0002317-000 | 10/18/2018 | 21:24 | 0:31:00 | 9 | 441 | Heat from short circuit (wiring), defective/worn |
| 0002772-000 | 12/20/2018 | 19:31 | 0:53:00 | 1 | 412 | Gas leak (natural gas or LPG) |

Incident List for 01/01/2018 through 12/31/2018

| Inc. No. - Exp. | Date | Disp. Time | Total Hr:Mn:Sc | No. Resp. | Sta. | Incident Type |
|-----------------|------------|------------|----------------|-----------|------|-----------------------------------------|
| 0002818-000 | 12/27/2018 | 16:20 | 0:09:00 | 2 | 735 | Alarm system sounded due to malfunction |
| 0002835-000 | 12/29/2018 | 04:47 | 0:37:00 | 1 | 735 | Alarm system sounded due to malfunction |

Incidents by Shift Including Exposures

| No. Resp. | Total Hr:Mn:Sc | Prop. Loss | Cont. Loss | 0 | 1 | 2 | 3 | 4 |
|-------------|----------------|------------|------------|----|---|---|---|---|
| Totals: 206 | 38:09:00 | \$ 715,000 | \$ 501,100 | 44 | 1 | 0 | 0 | 0 |

The total number of incidents, including exposure fires is 45.

The number of exposure fires is 0.

The average dispatch to enroute time is 0.20 minutes.

The average response (disp. to arrival) time is 5.51 minutes.

The average mileage is 0.2 miles.

PLAINWELL DEPT PUB SAFETY, PLAINWELL, MICHIGAN 49080

Basic/Fire Data Standard Report
For the Year of 2018

Printed: 01/07/2019

| Field | Number | % of Total |
|----------------------------------------------------------------|--------|------------|
| From NFIRS - 1 | | |
| Incident Type - C1 | | |
| Fire | | |
| <i>Structure Fire</i> | | |
| 111 Building fire | 6 | 14.00% |
| 118 Trash or rubbish fire, contained | 1 | 2.30% |
| <i>Mobile property (vehicle) fire</i> | | |
| 131 Passenger vehicle fire | 2 | 4.50% |
| <i>Natural vegetation fire</i> | | |
| 141 Forest, woods or wildland fire | 1 | 2.30% |
| 142 Brush, or brush-and-grass mixture fire | 2 | 4.50% |
| Overpressure Rupture, Explosion, Overheat (no fire) | | |
| <i>Excessive heat, scorch burns with no ignition</i> | | |
| 251 Excessive heat, scorch burns with no ignition | 1 | 2.30% |
| Rescue & Emergency Medical Service Incident | | |
| <i>Medical assist</i> | | |
| 311 Medical assist, assist EMS crew | 2 | 4.50% |
| <i>Emergency medical service (EMS) Incident</i> | | |
| 321 EMS call, excluding vehicle accident with injury | 1 | 2.30% |
| <i>Water or ice-related rescue</i> | | |
| 363 Swift water rescue | 2 | 4.50% |
| <i>Rescue or EMS standby</i> | | |
| 381 Rescue or EMS standby | 1 | 2.30% |
| Hazardous Condition (No fire) | | |
| <i>Combustible/flammable spills & leaks</i> | | |
| 412 Gas leak (natural gas or LPG) | 3 | 6.80% |
| <i>Electrical wiring/equipment problem</i> | | |
| 440 Electrical wiring/equipment problem, other | 2 | 4.50% |
| 441 Heat from short circuit (wiring), defective/worn | 1 | 2.30% |
| 444 Power line down | 1 | 2.30% |
| 445 Arcing, shorted electrical equipment | 1 | 2.30% |
| Service Call | | |
| <i>Water problem</i> | | |
| 521 Water evacuation | 1 | 2.30% |
| Good Intent Call | | |
| <i>Dispatched and canceled en route</i> | | |
| 611 Dispatched & canceled en route | 1 | 2.30% |
| <i>Wrong location, no emergency found</i> | | |
| 622 No incident found on arrival at dispatch address | 1 | 2.30% |
| <i>Steam, other gas mistaken for smoke</i> | | |
| 651 Smoke scare, odor of smoke | 2 | 4.50% |
| <i>EMS call where party has been transported</i> | | |
| 661 EMS call, party transported by non-fire agency | 1 | 2.30% |
| False Alarm & False Call | | |
| <i>Malicious, mischievous false alarm</i> | | |
| 711 Municipal alarm system, malicious false alarm | 1 | 2.30% |

| Field | Number | % of Total |
|------------------------------------------------------------------|--------|------------|
| From NFIRS - 1 | | |
| False Alarm & False Call | | |
| <i>Bomb scare</i> | | |
| 721 Bomb scare - no bomb | 1 | 2.30% |
| <i>System or detector malfunction</i> | | |
| 735 Alarm system sounded due to malfunction | 3 | 6.80% |
| <i>Unintentional system/detector operation (no fire)</i> | | |
| 743 Smoke detector activation, no fire - unintentional | 1 | 2.30% |
| 745 Alarm system activation, no fire - unintentional | 4 | 9.10% |
| Severe Weather & Natural Disaster | | |
| <i>Earthquake assessment</i> | | |
| 812 Flood assessment | 1 | 2.30% |
| Total: | 44 | |
| Primary Action Taken - F1 | | |
| Action taken, Other | | |
| 00 Action taken, other | 2 | 4.50% |
| Fire Control or Extinguishment | | |
| 10 Fire control or extinguishment, other | 1 | 2.30% |
| 11 Extinguishment by fire service personnel | 10 | 23.00% |
| 16 Control fire (wildland) | 1 | 2.30% |
| Search & Rescue | | |
| 21 Search | 2 | 4.50% |
| 22 Rescue, remove from harm | 2 | 4.50% |
| EMS & Transport | | |
| 30 Emergency medical services, other | 3 | 6.80% |
| Hazardous Condition | | |
| 41 Identify, analyze hazardous materials | 1 | 2.30% |
| Fires, Rescues & Hazardous Conditions | | |
| 51 Ventilate | 1 | 2.30% |
| 55 Establish safe area | 2 | 4.50% |
| Assistance | | |
| 70 Assistance, other | 1 | 2.30% |
| 73 Provide manpower | 2 | 4.50% |
| 76 Provide water | 1 | 2.30% |
| 79 Assess severe weather or natural disaster damage | 1 | 2.30% |
| Information, Investigation & Enforcement | | |
| 86 Investigate | 10 | 23.00% |
| 87 Investigate fire out on arrival | 2 | 4.50% |
| Fill-in, Standby | | |
| 92 Standby | 1 | 2.30% |
| 93 Cancelled en route | 1 | 2.30% |
| Total: | 44 | |
| Additional Action Taken - F2 | | |
| Fire Control or Extinguishment | | |
| 12 Salvage & overhaul | 4 | 24.00% |
| Hazardous Condition | | |
| 42 HazMat detection, monitoring, sampling, & analysis | 1 | 5.90% |
| Fires, Rescues & Hazardous Conditions | | |
| 51 Ventilate | 3 | 18.00% |

| Field | Number | % of Total |
|-------------------------------------------------------------|--------|------------|
| From NFIRS - 1 | | |
| Systems & Services | | |
| 64 Shut down system | 3 | 18.00% |
| Assistance | | |
| 73 Provide manpower | 1 | 5.90% |
| 75 Provide equipment | 1 | 5.90% |
| 78 Control traffic | 2 | 12.00% |
| Information, Investigation & Enforcement | | |
| 82 Notify other agencies. | 1 | 5.90% |
| 87 Investigate fire out on arrival | 1 | 5.90% |
| Total: | 17 | |
| Additional Action Taken - F3 | | |
| Systems & Services | | |
| 64 Shut down system | 1 | 17.00% |
| 66 Remove water | 1 | 17.00% |
| Assistance | | |
| 73 Provide manpower | 1 | 17.00% |
| 75 Provide equipment | 1 | 17.00% |
| 77 Control crowd | 1 | 17.00% |
| Information, Investigation & Enforcement | | |
| 86 Investigate | 1 | 17.00% |
| Total: | 6 | |
| Mixed Use Property - I | | |
| NN Not mixed use | 44 | 100.00% |
| Total: | 44 | |
| Property Use - J | | |
| Property Use, other | | |
| 000 Property Use, other | 2 | 5.00% |
| Health Care, Detention & Correction | | |
| 311 24-hour care Nursing homes, 4 or more persons | 4 | 10.00% |
| 331 Hospital - medical or psychiatric | 2 | 5.00% |
| Residential | | |
| 400 Residential, other | 2 | 5.00% |
| 419 1 or 2 family dwelling | 8 | 20.00% |
| 429 Multifamily dwelling | 2 | 5.00% |
| 459 Residential board and care | 2 | 5.00% |
| Mercantile, Business | | |
| 571 Service station, gas station | 1 | 2.50% |
| 592 Bank | 1 | 2.50% |
| 599 Business office | 2 | 5.00% |
| Industrial, Utility, Defense, Agriculture, Mining | | |
| 629 Laboratory or science laboratory | 1 | 2.50% |
| 644 Gas distribution, gas pipeline | 1 | 2.50% |
| Manufacturing, Processing | | |
| 700 Manufacturing, processing | 5 | 13.00% |
| Outside or Special Property | | |
| 931 Open land or field | 1 | 2.50% |
| 936 Vacant lot | 1 | 2.50% |

| Field | Number | % of Total |
|---------------------------------------------------------------|--------|------------|
| From NFIRS - 1 | | |
| Outside or Special Property | | |
| 946 Lake, river, stream | 2 | 5.00% |
| 961 Highway or divided highway | 2 | 5.00% |
| 965 Vehicle parking area | 1 | 2.50% |
| Total: | 40 | |
| Detector - H2 | | |
| 1 Detector alerted occupants | 1 | 50.00% |
| U Unknown | 1 | 50.00% |
| Total: | 2 | |
| From NFIRS - 2 | | |
| Area of Fire Origin - D1 | | |
| Means of Egress | | |
| 00 Other | 1 | 50.00% |
| Other Area of Origin | | |
| 92 Highway, parking lot, street: on or near | 1 | 50.00% |
| Total: | 2 | |
| HeatSource - D2 | | |
| Operating Equipment | | |
| 10 Heat from powered equipment, other | 1 | 50.00% |
| 13 Electrical arcing | 1 | 50.00% |
| Total: | 2 | |
| Item First Ignited - D3 | | |
| Structural Component, Finish | | |
| 18 Thermal, acoustical insulation within wall, partition or | 1 | 50.00% |
| General Materials Continued | | |
| 99 Multiple items first ignited | 1 | 50.00% |
| Total: | 2 | |
| Type of Material First Ignited - D4 | | |
| Type of material first ignited, other | | |
| 00 Type of material first ignited, other | 1 | 100.00% |
| Total: | 1 | |
| Cause of Ignition - E1 | | |
| 3 Failure of equipment or heat source | 2 | 100.00% |
| Total: | 2 | |
| Equipment Involved in Ignition - F1 | | |
| Electrical Distribution, Lighting & Power Transfer | | |
| 214 Wiring from meter box to circuit breaker | 1 | 50.00% |
| Undetermined | | |
| UUU Undetermined | 1 | 50.00% |
| Total: | 2 | |
| Mobile Property Type - H2 | | |
| Passenger Road Vehicles | | |
| 11 Automobile, passenger car, ambulance, race car | 1 | 100.00% |
| Total: | 1 | |

From NFIRS - 3

Field Number, % of Total

From NFIRS - 3

Item Contributing Most to Flame Spread - K1

Structural Component, Finish

| | | | |
|--------|----------------------------------------|---|---------|
| 17 | Structural member or framing | 1 | 100.00% |
| Total: | | 1 | |

Type of Material Contributing Most to Flame Spread - K2

Wood or Paper - Processed

| | | | |
|--------|---------------------------------|---|---------|
| 66 | Wood pulp, wood fiber | 1 | 100.00% |
| Total: | | 1 | |

Presence of Detectors - L1

| | | | |
|--------|-------------------|---|---------|
| 1 | Present | 1 | 100.00% |
| Total: | | 1 | |

Detector Type - L2

| | | | |
|--------|-----------------|---|---------|
| 1 | Smoke | 1 | 100.00% |
| Total: | | 1 | |

Detector Power Supply - L3

| | | | |
|--------|-------------------------|---|---------|
| 2 | Hardwire only | 1 | 100.00% |
| Total: | | 1 | |

Detector Operation - L4

| | | | |
|--------|-----------------------------|---|---------|
| 2 | Detector operated | 1 | 100.00% |
| Total: | | 1 | |

Detector Effectiveness - L5

| | | | |
|--------|-----------------------------------|---|---------|
| 3 | There were no occupants | 1 | 100.00% |
| Total: | | 1 | |

Presence of Automatic Extinguishment System - M1

| | | | |
|--------|------------------------|---|---------|
| N | None Present | 1 | 100.00% |
| Total: | | 1 | |

PLAINWELL DEPT PUB SAFETY, PLAINWELL, MICHIGAN 49080

FireTools Summary Standard Report
For the Year of 2018

Printed: 01/07/2019

Incident Responses

| | |
|-------------------------------------------------|----|
| Number of Incidents Without Exposures | 45 |
| Number of Exposures | 0 |
| Number of Incidents by Station | 45 |
| Number of Incidents by Shift | |
| Number of Incidents - Shift 0 | 44 |
| Number of Incidents - Shift 1 | 1 |
| Number of Alarms | 44 |
| Number of Alarms by Station | 44 |
| Aid Given or Received | |
| Given | 11 |
| Received | 2 |
| Number of Casualties | |
| Injuries, Fire Service | 0 |
| Injuries, Civilian | 0 |
| Fatalities, Fire Service | 0 |
| Fatalities, Civilian | 0 |

Personnel Responses

| | |
|-----------------------------------------------------------------|------|
| Personnel Responses - Total | 206 |
| Personnel Responses - Station | 206 |
| Average Response Time by Station (Minutes) | 5.51 |
| Average Response Time - Station | 5.51 |
| Average Response Time by Shift (Minutes) | |
| Average Response Time - Shift 0 | 5.48 |
| Average Response Time - Shift 1 | 7.00 |
| Average Dispatch to Enroute Time by Station (Minutes) | 0.20 |
| Average Dispatch to Enroute Time - Station | 0.20 |
| Average Dispatch to Enroute Time by Shift (Minutes) | |
| Average Dispatch to Enroute Time - Shift 0 | 0.20 |

Printed: 01/07/2019

Resources

| | |
|--------------------------------------------------------|------|
| Average Distance, Station to Scene (Miles) | 0 |
| Average Distance, Station to Scene - Station | 0 |
| Gallons of Water Used | 2150 |
| Gallons of Water Used by Station | 2150 |

Apparatus Used

| | <u>Miles</u> | <u>Hrs:Min</u> | <u>Times Used</u> |
|---------------------------------------|--------------|----------------|-------------------|
| Car 1 Patrol | | 0:00 | 0 |
| CAR 2 DETECTIVE CAR | | 0:00 | 0 |
| Car 3 Patrol | | 0:00 | 0 |
| Car 4 Patrol | | 0:00 | 0 |
| Car 5 | | 0:00 | 0 |
| ENG10 ENGINE 10 | | 0:00 | 0 |
| ENG11 Engine 11 | | 0:00 | 0 |
| ENG17 PUMPER | | 0:00 | 0 |
| OTHER Other Apparatus | | 0:00 | 0 |
| POV Privately Owned Vehicle | | 0:00 | 0 |
| STNBY Standby | | 0:00 | 0 |
| TRK15 Mini-Pumper | | 0:00 | 0 |
| TRK60 Pick-up | | 0:00 | 0 |
| TRK61 SQUAD 61 | | 0:00 | 0 |
| TRK62 Chevy Tahoe | | 0:00 | 0 |
| TRK63 PRIME MOVER | | 0:00 | 0 |

Property and Contents Report

Property Value

| Value Range | Number of Incidents |
|-----------------------------------|---------------------|
| \$0 | 45 |
| \$1 - \$5,000 | 0 |
| \$5,001 - \$10,000 | 0 |
| \$10,001 - \$20,000 | 0 |
| \$20,001 - \$50,000 | 0 |
| \$50,001 - \$100,000 | 0 |
| \$100,001 - \$200,000 | 0 |
| \$200,001 - \$500,000 | 0 |
| \$500,001 - \$1,000,000 | 0 |
| \$1,000,001 - up | 0 |
| Property Value | \$0 |

Property Loss

| Value Range | Number of Incidents |
|-----------------------------------|---------------------|
| \$0 | 43 |
| \$1 - \$5,000 | 0 |
| \$5,001 - \$10,000 | 0 |
| \$10,001 - \$20,000 | 1 |
| \$20,001 - \$50,000 | 0 |
| \$50,001 - \$100,000 | 0 |
| \$100,001 - \$200,000 | 0 |
| \$200,001 - \$500,000 | 0 |
| \$500,001 - \$1,000,000 | 1 |
| \$1,000,001 - up | 0 |
| Property Loss | \$715,000 |

Contents Value

| Value Range | Number of Incidents |
|-----------------------------------|---------------------|
| \$0 | 45 |
| \$1 - \$5,000 | 0 |
| \$5,001 - \$10,000 | 0 |
| \$10,001 - \$20,000 | 0 |
| \$20,001 - \$50,000 | 0 |
| \$50,001 - \$100,000 | 0 |
| \$100,001 - \$200,000 | 0 |
| \$200,001 - \$500,000 | 0 |
| \$500,001 - \$1,000,000 | 0 |
| \$1,000,001 - up | 0 |
| Contents Value | \$0 |

Contents Loss

| Value Range | Number of Incidents |
|-----------------------------------|---------------------|
| \$0 | 42 |
| \$1 - \$5,000 | 2 |
| \$5,001 - \$10,000 | 0 |
| \$10,001 - \$20,000 | 0 |
| \$20,001 - \$50,000 | 0 |
| \$50,001 - \$100,000 | 0 |
| \$100,001 - \$200,000 | 0 |
| \$200,001 - \$500,000 | 1 |
| \$500,001 - \$1,000,000 | 0 |
| \$1,000,001 - up | 0 |
| Contents Loss | \$501,100 |

Call For Service By Area Report

Call Types are assigned by Central Dispatch and may not match the Incident Type that officers enter on their monthly shift reports.
 A single incident type may have several dispatch types: i.e. "fight", "disorderly", "domestic".

From Date: 01/01/2018 00:00(Continuous)
To Date: 12/31/2018 23:59
CFS Type: All

Report Type: Detail

Areas: Plainwell PD

| | JAN | FEB | MAR | APR | MAY | JUNE | JULY | AUG | SEP | OCT | NOV | DEC | TOTALS |
|---------------------------------------------------------------|-----|-----|-----|-----|-----|------|------|-----|-----|-----|-----|-----|--------|
| Plainwell PD | | | | | | | | | | | | | |
| 1038 Traffic Stop | 5 | 11 | 11 | 15 | 12 | 10 | 6 | 19 | 11 | 10 | 17 | 16 | 143 |
| 1046 Motorist Assist | 3 | 0 | 1 | 0 | 1 | 0 | 0 | 1 | 1 | 0 | 0 | 0 | 7 |
| 911 WELFARE | 6 | 6 | 4 | 8 | 6 | 13 | 8 | 4 | 7 | 3 | 8 | 6 | 79 |
| A New Call Generally a call that does not become an incident. | 7 | 3 | 8 | 13 | 5 | 9 | 10 | 5 | 10 | 11 | 9 | 5 | 95 |
| ABANDON 911 | 6 | 8 | 0 | 5 | 3 | 2 | 3 | 2 | 1 | 0 | 1 | 0 | 31 |
| ABANDONED VEHICLE | 1 | 1 | 0 | 1 | 0 | 2 | 0 | 0 | 1 | 1 | 0 | 1 | 8 |
| ABDOMINAL PAIN | 0 | 0 | 0 | 0 | 0 | 0 | 2 | 1 | 0 | 1 | 0 | 1 | 5 |
| ALARM | 4 | 5 | 8 | 2 | 4 | 8 | 13 | 8 | 2 | 4 | 1 | 0 | 59 |
| AMBULANCE | 4 | 3 | 8 | 4 | 2 | 5 | 3 | 6 | 6 | 1 | 4 | 0 | 46 |
| ANIMAL (GENERAL) | 2 | 0 | 0 | 1 | 1 | 0 | 2 | 6 | 1 | 2 | 1 | 3 | 19 |
| ANIMAL BITE | 0 | 1 | 4 | 0 | 0 | 2 | 2 | 2 | 1 | 0 | 1 | 0 | 13 |
| ANIMAL WELFARE | 1 | 0 | 0 | 1 | 1 | 0 | 0 | 0 | 0 | 0 | 0 | 0 | 3 |
| ARMED ROBBERY | 0 | 0 | 0 | 0 | 0 | 6 | 0 | 0 | 0 | 0 | 0 | 0 | 6 |
| ASSAULT | 3 | 1 | 3 | 1 | 3 | 3 | 2 | 3 | 5 | 3 | 5 | 4 | 36 |
| ASSIST OTHER AGENCIES | 4 | 3 | 3 | 7 | 8 | 14 | 8 | 5 | 14 | 11 | 5 | 6 | 88 |
| ATTEMPT TO LOCATE | 1 | 9 | 5 | 1 | 2 | 1 | 3 | 2 | 4 | 0 | 1 | 0 | 29 |
| ATTEMPT TO SERVE | 1 | 0 | 0 | 0 | 2 | 0 | 4 | 0 | 0 | 0 | 1 | 0 | 8 |
| BACK PAIN | 0 | 0 | 0 | 0 | 0 | 0 | 0 | 0 | 1 | 0 | 1 | 0 | 2 |
| BARKING DOG | 0 | 0 | 0 | 0 | 0 | 1 | 0 | 0 | 0 | 0 | 0 | 0 | 1 |
| BOATING/MARINE | 0 | 5 | 0 | 0 | 11 | 0 | 0 | 0 | 0 | 0 | 0 | 0 | 16 |
| BOL Be on the Lookout for | 10 | 10 | 10 | 11 | 14 | 14 | 20 | 20 | 12 | 13 | 14 | 11 | 159 |
| BREAKING & ENT | 2 | 3 | 0 | 3 | 1 | 3 | 0 | 2 | 0 | 1 | 1 | 2 | 18 |
| BREATHALYZER | 0 | 2 | 0 | 0 | 0 | 0 | 0 | 1 | 8 | 1 | 1 | 0 | 13 |
| BREATHING PROBLEMS | 1 | 2 | 1 | 3 | 6 | 1 | 3 | 0 | 1 | 3 | 0 | 5 | 26 |
| CAR/DEER | 0 | 0 | 0 | 0 | 0 | 1 | 0 | 0 | 1 | 2 | 4 | 0 | 8 |

Call For Service By Area Report

Print Date/Time: 01/01/2019 11:09
Login ID: achapman
Layer: BEAT
Agency Type: Police, Fire
Areas: Plainwell PD

From Date: 01/01/2018 00:00(Continuous)
To Date: 12/31/2018 23:59
CFS Type: All

Report Type: Detail

| | JAN | FEB | MAR | APR | MAY | JUNE | JULY | AUG | SEP | OCT | NOV | DEC | TOTALS |
|---------------------------------|-----|-----|-----|-----|-----|------|------|-----|-----|-----|-----|-----|--------|
| CARBON MON ALARM | 0 | 0 | 0 | 1 | 0 | 0 | 0 | 0 | 0 | 0 | 0 | 0 | 1 |
| CARDIAC/RESP ARREST | 0 | 0 | 2 | 0 | 0 | 1 | 0 | 2 | 0 | 1 | 0 | 0 | 6 |
| CHEST PAIN | 6 | 1 | 3 | 2 | 0 | 1 | 1 | 1 | 1 | 4 | 1 | 0 | 21 |
| CHILD ABUSE | 0 | 0 | 0 | 2 | 0 | 1 | 0 | 1 | 0 | 0 | 0 | 1 | 5 |
| CHOKING | 1 | 0 | 0 | 0 | 0 | 0 | 0 | 0 | 1 | 0 | 0 | 1 | 3 |
| CIVIL | 5 | 5 | 7 | 9 | 5 | 9 | 4 | 11 | 8 | 9 | 9 | 2 | 83 |
| CONCEALED WEAPON | 0 | 0 | 0 | 0 | 0 | 0 | 0 | 0 | 1 | 0 | 0 | 0 | 1 |
| CONSERVATION | 0 | 0 | 0 | 0 | 1 | 2 | 0 | 1 | 0 | 0 | 0 | 1 | 5 |
| CONVULSION/SEIZURE | 1 | 0 | 0 | 0 | 0 | 1 | 1 | 0 | 2 | 0 | 0 | 1 | 6 |
| CSC Criminal Sexual Conduct | 0 | 2 | 1 | 0 | 3 | 0 | 1 | 3 | 1 | 0 | 0 | 1 | 12 |
| CUSTODY DISPUTE | 1 | 1 | 3 | 1 | 1 | 0 | 1 | 1 | 1 | 1 | 1 | 0 | 12 |
| DEATH INVESTIGATION | 2 | 0 | 1 | 0 | 1 | 1 | 0 | 0 | 4 | 0 | 0 | 0 | 9 |
| DIABETIC PROBLEMS | 0 | 0 | 1 | 0 | 1 | 0 | 0 | 0 | 0 | 0 | 4 | 1 | 7 |
| DISORDERLY PERSON | 1 | 12 | 3 | 4 | 3 | 4 | 6 | 6 | 5 | 3 | 6 | 2 | 55 |
| DOMESTIC ASSAULT | 6 | 7 | 4 | 2 | 2 | 6 | 4 | 4 | 4 | 4 | 5 | 3 | 51 |
| DRIVING W LIC SUSP | 4 | 3 | 3 | 3 | 3 | 5 | 3 | 5 | 1 | 4 | 5 | 5 | 44 |
| DRUGS | 3 | 5 | 1 | 4 | 2 | 4 | 0 | 2 | 1 | 5 | 3 | 2 | 32 |
| EMD Emergency Medical Dispatch | 0 | 0 | 0 | 1 | 1 | 0 | 0 | 2 | 1 | 1 | 1 | 0 | 7 |
| EXP OPS Expired Drivers License | 0 | 0 | 0 | 0 | 0 | 0 | 0 | 0 | 0 | 0 | 0 | 1 | 1 |
| FAIL TO PAY for Gasoline | 3 | 4 | 2 | 3 | 3 | 3 | 3 | 3 | 4 | 0 | 0 | 1 | 29 |
| FALLS | 5 | 0 | 1 | 1 | 1 | 3 | 6 | 4 | 5 | 2 | 8 | 5 | 41 |
| FIGHT | 0 | 0 | 1 | 1 | 0 | 0 | 0 | 0 | 0 | 0 | 0 | 0 | 2 |
| FIRE | 4 | 2 | 0 | 8 | 0 | 3 | 0 | 0 | 6 | 2 | 1 | 0 | 26 |
| FIRE ALARM | 3 | 5 | 3 | 3 | 4 | 1 | 0 | 4 | 3 | 6 | 2 | 4 | 38 |
| FIREWORKS | 0 | 0 | 0 | 0 | 0 | 3 | 3 | 0 | 0 | 1 | 0 | 0 | 7 |
| FLEEING ELUDING | 0 | 0 | 1 | 0 | 1 | 0 | 0 | 0 | 0 | 0 | 0 | 0 | 2 |

Call For Service By Area Report

Print Date/Time: 01/01/2019 11:09
Login ID: achapman
Layer: BEAT
Agency Type: Police, Fire
Areas: Plainwell PD

From Date: 01/01/2018 00:00(Continuous)
To Date: 12/31/2018 23:59
CFS Type: All

Report Type: Detail

| | JAN | FEB | MAR | APR | MAY | JUNE | JULY | AUG | SEP | OCT | NOV | DEC | TOTALS |
|----------------------------|-----|-----|-----|-----|-----|------|------|-----|-----|-----|-----|-----|--------|
| FOLLOW UP | 5 | 9 | 3 | 9 | 5 | 5 | 1 | 7 | 7 | 2 | 4 | 5 | 62 |
| FRAUD | 3 | 0 | 1 | 0 | 0 | 1 | 1 | 3 | 1 | 2 | 1 | 0 | 13 |
| GAS ODOR | 1 | 1 | 0 | 4 | 0 | 3 | 0 | 0 | 0 | 0 | 0 | 1 | 10 |
| GENERAL PUBLIC ASST | 17 | 15 | 17 | 9 | 13 | 14 | 11 | 12 | 13 | 20 | 18 | 6 | 165 |
| HARASSMENT | 3 | 4 | 2 | 5 | 1 | 1 | 0 | 7 | 2 | 2 | 0 | 2 | 29 |
| HEALTH SAFETY | 0 | 0 | 1 | 1 | 0 | 2 | 0 | 1 | 1 | 0 | 1 | 3 | 10 |
| HEART PROBLEMS | 2 | 0 | 0 | 1 | 0 | 0 | 0 | 0 | 1 | 0 | 0 | 0 | 4 |
| HEAT/COLD EXPOSURE | 0 | 0 | 0 | 0 | 0 | 1 | 0 | 0 | 0 | 0 | 0 | 0 | 1 |
| HEMORRHAGE/LAC | 0 | 0 | 0 | 0 | 0 | 0 | 0 | 0 | 0 | 0 | 0 | 3 | 3 |
| HIT & RUN | 2 | 2 | 2 | 0 | 2 | 1 | 0 | 1 | 0 | 3 | 2 | 3 | 18 |
| ILLEGAL BURN | 0 | 0 | 0 | 0 | 0 | 2 | 1 | 0 | 1 | 0 | 0 | 0 | 4 |
| IMPROPER REG License Plate | 0 | 2 | 0 | 0 | 1 | 1 | 1 | 0 | 1 | 0 | 1 | 1 | 8 |
| INCORRIGIBLE | 0 | 0 | 0 | 0 | 1 | 0 | 0 | 0 | 1 | 1 | 0 | 0 | 3 |
| INSTRUCTIONAL | 1 | 2 | 2 | 0 | 1 | 0 | 0 | 0 | 1 | 2 | 0 | 0 | 9 |
| INTOX SUBJECT | 1 | 1 | 1 | 0 | 1 | 1 | 0 | 0 | 0 | 0 | 1 | 0 | 6 |
| JUVENILE DELQUENT | 1 | 1 | 0 | 0 | 0 | 0 | 0 | 2 | 1 | 0 | 0 | 0 | 5 |
| K-9 | 1 | 2 | 1 | 1 | 1 | 2 | 0 | 1 | 0 | 2 | 0 | 1 | 12 |
| LAND LORD TENANT | 0 | 2 | 0 | 0 | 1 | 1 | 2 | 0 | 0 | 0 | 1 | 0 | 7 |
| LARCENY | 4 | 3 | 5 | 2 | 5 | 7 | 8 | 5 | 7 | 6 | 5 | 4 | 61 |
| LEWD | 0 | 0 | 0 | 0 | 1 | 0 | 0 | 1 | 2 | 1 | 1 | 0 | 6 |
| LIFT ASSIST | 0 | 0 | 0 | 0 | 0 | 0 | 0 | 1 | 0 | 0 | 1 | 1 | 3 |
| LITTERING | 0 | 0 | 0 | 1 | 0 | 0 | 0 | 0 | 1 | 0 | 1 | 0 | 3 |
| LOCKOUT | 1 | 5 | 8 | 4 | 4 | 2 | 5 | 2 | 2 | 1 | 5 | 7 | 46 |
| LOST AND FOUND | 0 | 1 | 1 | 1 | 1 | 2 | 2 | 1 | 2 | 0 | 0 | 2 | 13 |
| LOUD NOISE | 4 | 1 | 1 | 5 | 2 | 4 | 2 | 0 | 0 | 0 | 0 | 2 | 21 |
| MALICIOUS DESTR | 2 | 1 | 0 | 2 | 1 | 0 | 3 | 1 | 4 | 0 | 0 | 1 | 15 |

Call For Service By Area Report

Print Date/Time: 01/01/2019 11:09
Login ID: achapman
Layer: BEAT
Agency Type: Police, Fire
Areas: Plainwell PD

From Date: 01/01/2018 00:00(Continuous)
To Date: 12/31/2018 23:59
CFS Type: All

Report Type: Detail

| | JAN | FEB | MAR | APR | MAY | JUNE | JULY | AUG | SEP | OCT | NOV | DEC | TOTALS |
|-------------------------------------------------------|-----|-----|-----|-----|-----|------|------|-----|-----|-----|-----|-----|--------|
| MEDICAL ALARM | 0 | 3 | 0 | 0 | 0 | 0 | 3 | 0 | 0 | 0 | 0 | 0 | 6 |
| MEDICAL EXAMINER | 1 | 0 | 1 | 0 | 2 | 1 | 0 | 0 | 3 | 1 | 0 | 0 | 9 |
| MENTAL SUBJECT | 2 | 2 | 1 | 0 | 1 | 1 | 1 | 2 | 1 | 0 | 1 | 1 | 13 |
| MINOR IN POSSESSION | 0 | 0 | 0 | 0 | 0 | 1 | 0 | 0 | 0 | 0 | 0 | 1 | 2 |
| MISSING PERSON | 1 | 1 | 0 | 2 | 3 | 0 | 2 | 4 | 2 | 1 | 2 | 1 | 19 |
| MISUSE of 911 | 0 | 0 | 0 | 0 | 0 | 0 | 0 | 0 | 0 | 1 | 0 | 0 | 1 |
| MOTORIST ASSIST | 2 | 2 | 2 | 1 | 1 | 2 | 2 | 2 | 2 | 3 | 4 | 2 | 25 |
| NEIGHBOR DISP | 0 | 0 | 0 | 0 | 0 | 1 | 0 | 1 | 2 | 0 | 0 | 1 | 5 |
| NO OPS Driving without a License | 0 | 0 | 1 | 0 | 3 | 3 | 2 | 0 | 4 | 0 | 0 | 0 | 13 |
| OFFICER ON FOOT | 0 | 0 | 1 | 2 | 1 | 0 | 0 | 1 | 1 | 3 | 1 | 1 | 11 |
| OPEN CONTAINER of Alcohol | 0 | 0 | 0 | 0 | 0 | 0 | 0 | 0 | 1 | 0 | 0 | 0 | 1 |
| OPEN DOOR Unsecured Business | 1 | 3 | 0 | 1 | 1 | 0 | 0 | 0 | 0 | 0 | 1 | 0 | 7 |
| ORDINANCE VIOLATION | 1 | 0 | 0 | 0 | 0 | 1 | 0 | 0 | 0 | 2 | 0 | 0 | 4 |
| OUID Operating Under the Influence of Drugs | 0 | 0 | 2 | 2 | 0 | 0 | 0 | 0 | 1 | 0 | 1 | 1 | 7 |
| OVERDOSE/POISONING | 2 | 1 | 0 | 0 | 1 | 1 | 1 | 0 | 1 | 0 | 0 | 1 | 8 |
| OWI Operating Under the Influence of Alcohol | 2 | 2 | 2 | 1 | 1 | 0 | 1 | 1 | 0 | 2 | 2 | 2 | 16 |
| PARADE | 0 | 0 | 0 | 0 | 1 | 0 | 0 | 0 | 0 | 0 | 0 | 1 | 2 |
| PARKING | 0 | 0 | 1 | 1 | 2 | 0 | 0 | 0 | 0 | 0 | 0 | 0 | 4 |
| PD ACCIDENT Accident with Property Damage only | 7 | 15 | 11 | 9 | 5 | 10 | 8 | 5 | 3 | 13 | 8 | 14 | 108 |
| PEACE OFFICER | 1 | 2 | 5 | 0 | 3 | 0 | 2 | 5 | 9 | 7 | 7 | 1 | 42 |
| PI ACCIDENT Accident with Injury | 0 | 0 | 4 | 1 | 0 | 4 | 1 | 1 | 0 | 1 | 1 | 0 | 13 |
| PPO SERVICE Personal Protection Order | 0 | 0 | 0 | 0 | 0 | 0 | 0 | 0 | 2 | 0 | 0 | 0 | 2 |
| PPO VIOLATION | 0 | 0 | 1 | 0 | 0 | 0 | 0 | 1 | 3 | 0 | 0 | 0 | 5 |
| PRIV PROP ACC | 2 | 1 | 1 | 0 | 1 | 2 | 2 | 1 | 1 | 4 | 3 | 1 | 19 |
| PRIV PROP IMPOUND | 0 | 0 | 1 | 1 | 2 | 0 | 0 | 0 | 1 | 1 | 0 | 0 | 6 |
| PROB/PAROLE VIOL | 1 | 0 | 0 | 0 | 0 | 0 | 0 | 1 | 0 | 0 | 0 | 0 | 2 |

Call For Service By Area Report

Print Date/Time: 01/01/2019 11:09
Login ID: achapman
Layer: BEAT
Agency Type: Police, Fire
Areas: Plainwell PD

From Date: 01/01/2018 00:00(Continuous)
To Date: 12/31/2018 23:59
CFS Type: All

Report Type: Detail

| | JAN | FEB | MAR | APR | MAY | JUNE | JULY | AUG | SEP | OCT | NOV | DEC | TOTALS |
|---------------------------------------|-----|-----|-----|-----|-----|------|------|-----|-----|-----|-----|-----|--------|
| PROWLER | 0 | 0 | 0 | 0 | 0 | 0 | 1 | 0 | 0 | 0 | 0 | 0 | 1 |
| PSYCHIATRIC | 0 | 1 | 6 | 0 | 2 | 2 | 1 | 3 | 1 | 3 | 3 | 1 | 23 |
| RECKLESS DRIVER | 1 | 0 | 0 | 1 | 0 | 0 | 0 | 0 | 0 | 0 | 0 | 1 | 3 |
| RECOVERED UDAA Recovery of Stolen Car | 0 | 0 | 0 | 0 | 0 | 0 | 0 | 1 | 1 | 1 | 0 | 0 | 3 |
| RESIST & OBSTRUCT a Police Officer | 1 | 0 | 0 | 0 | 1 | 2 | 0 | 1 | 1 | 0 | 0 | 0 | 6 |
| ROAD HAZARD | 5 | 5 | 4 | 8 | 4 | 2 | 3 | 4 | 6 | 8 | 6 | 5 | 60 |
| ROAD RAGE | 0 | 0 | 1 | 0 | 1 | 0 | 0 | 2 | 0 | 0 | 1 | 0 | 5 |
| RUNAWAY | 0 | 0 | 0 | 0 | 1 | 0 | 1 | 0 | 0 | 0 | 1 | 0 | 3 |
| RUNNING DOG | 1 | 1 | 1 | 0 | 1 | 0 | 0 | 1 | 4 | 1 | 1 | 0 | 11 |
| SEARCH WARRANT | 0 | 0 | 0 | 0 | 0 | 0 | 0 | 1 | 0 | 0 | 0 | 0 | 1 |
| SEX OFFENDER REG | 0 | 0 | 0 | 0 | 1 | 0 | 0 | 0 | 0 | 0 | 0 | 2 | 3 |
| SHOPLIFTING | 0 | 0 | 2 | 0 | 0 | 1 | 0 | 0 | 1 | 0 | 0 | 0 | 4 |
| SICK PERSON | 2 | 1 | 0 | 2 | 0 | 1 | 1 | 3 | 5 | 1 | 0 | 9 | 25 |
| SILENT OBSERVER | 0 | 0 | 1 | 0 | 0 | 0 | 0 | 0 | 1 | 0 | 0 | 0 | 2 |
| | 1 | 0 | 0 | 0 | 0 | 0 | 0 | 0 | 0 | 0 | 0 | 0 | 1 |
| SMOKE INVESTIGATION | 0 | 0 | 1 | 0 | 0 | 0 | 1 | 0 | 0 | 1 | 1 | 0 | 4 |
| STALKING | 1 | 0 | 1 | 1 | 0 | 1 | 2 | 1 | 0 | 0 | 1 | 1 | 9 |
| STROKE | 1 | 0 | 0 | 1 | 0 | 0 | 2 | 0 | 0 | 1 | 0 | 1 | 6 |
| SUBPOENA SERVICE | 0 | 0 | 0 | 1 | 0 | 1 | 4 | 2 | 0 | 1 | 0 | 0 | 9 |
| SUICIDAL SUBJECT | 7 | 3 | 4 | 8 | 7 | 4 | 3 | 0 | 2 | 5 | 4 | 4 | 51 |
| SUSPICIOUS SITUATION | 14 | 10 | 20 | 12 | 14 | 15 | 18 | 20 | 14 | 16 | 17 | 18 | 188 |
| THREATS | 2 | 6 | 3 | 1 | 0 | 2 | 4 | 0 | 0 | 2 | 2 | 0 | 22 |
| TRAFFIC STOP | 0 | 0 | 0 | 0 | 2 | 0 | 1 | 0 | 1 | 0 | 0 | 0 | 4 |
| TRAFFIC VIOLATION | 0 | 0 | 1 | 0 | 1 | 0 | 0 | 1 | 0 | 0 | 0 | 1 | 4 |
| | 0 | 1 | 2 | 3 | 2 | 1 | 0 | 1 | 0 | 1 | 0 | 0 | 11 |
| TRAUMATIC INJURIES | 0 | 0 | 0 | 0 | 0 | 1 | 0 | 0 | 0 | 1 | 0 | 0 | 2 |

Call For Service By Area Report

Print Date/Time: 01/01/2019 11:10
Login ID: achapman
Layer: BEAT
Agency Type: Police, Fire
Areas: Plainwell PD

From Date: 01/01/2018 00:00(Continuous)
To Date: 12/31/2018 23:59
CFS Type: All

Report Type: Detail

| | JAN | FEB | MAR | APR | MAY | JUNE | JULY | AUG | SEP | OCT | NOV | DEC | TOTALS |
|-----------------------------|------------|------------|------------|------------|------------|------------|------------|------------|------------|------------|------------|------------|-------------|
| TREE DOWN | 0 | 0 | 0 | 0 | 2 | 1 | 0 | 0 | 0 | 0 | 0 | 0 | 3 |
| TRESPASSING | 5 | 3 | 0 | 0 | 4 | 0 | 0 | 2 | 0 | 2 | 1 | 2 | 19 |
| TRUANCY | 0 | 1 | 0 | 1 | 1 | 0 | 0 | 0 | 0 | 0 | 0 | 0 | 3 |
| UDAA-STOLEN VEHICLE | 0 | 1 | 0 | 0 | 1 | 2 | 0 | 0 | 0 | 0 | 0 | 0 | 4 |
| UNCONS/FAINTING | 2 | 0 | 2 | 3 | 2 | 3 | 2 | 4 | 3 | 0 | 0 | 2 | 23 |
| UNKNOWN ACCIDENT | 0 | 0 | 0 | 0 | 0 | 0 | 0 | 3 | 0 | 0 | 1 | 0 | 4 |
| UNKNOWN PROBLEM | 0 | 0 | 1 | 0 | 0 | 0 | 1 | 1 | 3 | 0 | 1 | 1 | 8 |
| UNKNOWN SITUATION | 1 | 0 | 2 | 3 | 1 | 2 | 2 | 0 | 0 | 1 | 0 | 2 | 14 |
| VEHICLE In The DITCH | 0 | 0 | 0 | 0 | 0 | 1 | 0 | 0 | 0 | 0 | 0 | 1 | 2 |
| VIN INSPECTION | 0 | 0 | 0 | 0 | 0 | 1 | 0 | 0 | 0 | 0 | 0 | 0 | 1 |
| WARRANT ARREST | 4 | 2 | 6 | 5 | 3 | 4 | 4 | 4 | 6 | 3 | 4 | 8 | 53 |
| WEAPONS | 0 | 0 | 1 | 0 | 3 | 0 | 0 | 0 | 1 | 0 | 0 | 0 | 5 |
| WELFARE CHECK | 4 | 8 | 24 | 6 | 13 | 16 | 20 | 25 | 19 | 11 | 7 | 13 | 166 |
| WIRE DOWN | 0 | 1 | 0 | 0 | 1 | 1 | 5 | 0 | 0 | 3 | 2 | 0 | 13 |
| Plainwell PD Totals: | 229 | 248 | 265 | 243 | 251 | 284 | 260 | 287 | 290 | 253 | 247 | 233 | 3090 |
| Totals | 229 | 248 | 265 | 243 | 251 | 284 | 260 | 287 | 290 | 253 | 247 | 233 | 3090 |

Investment Activity Report



"The Island City"

City of Plainwell

Investment Portfolio Detail - Unaudited

at: 01/31/2019

Brian Kelley, City Treasurer

I verify that this investment portfolio is in conformity with Michigan laws and the City's Investment Policy as approved by City Council.

Insert Signature:

Brian Kelley

Digitally signed by Brian Kelley
Date: 2019.02.01 14:50:43 -05'00'

| | Investment Type | CUSIP | Principal Purchase | Institution or Bank | Contact Name and Number | Purchase Date | Maturity Date | Yield | Remaining Days to Maturity |
|----|-------------------|-------|--------------------|---------------------|--------------------------------|---------------|---------------|-------|----------------------------|
| 1 | Pooled Investment | N/A | \$131,568 | Michigan Class | Rich Garay - 734.604.1494 | 03/28/2016 | | 2.60% | |
| 2 | 270-Day CD | N/A | \$101,444 | Chemical Bank | Aimee Kornowicz - 269.324.7096 | 05/26/2018 | 02/20/2019 | 2.00% | 20 |
| 3 | 365-Day CD | N/A | \$152,060 | Flagstar Bank | Patti Dueweke - 248.312.2468 | 07/27/2018 | 07/29/2019 | 2.15% | 179 |
| 4 | 365-Day CD | N/A | \$153,293 | Northstar Bank | Julie Smith - 810.329.7104 | 02/13/2018 | 02/13/2019 | 1.75% | 13 |
| 5 | 240-Day CD | N/A | \$201,298 | Grand River Bank | Christy Vierzen - 616.259.1322 | 10/12/2018 | 06/09/2019 | 2.60% | 129 |
| 6 | | | | | | | | | |
| 7 | | | | | | | | | |
| 8 | | | | | | | | | |
| 9 | | | | | | | | | |
| 10 | | | | | | | | | |
| 11 | | | | | | | | | |
| 12 | | | | | | | | | |
| 13 | | | | | | | | | |
| 14 | | | | | | | | | |
| 15 | | | | | | | | | |

Total Investments: \$739,663.04

Average Yield: 2.22%

Cash Activity for the Month

Cash, beginning of month: \$1,671,683.50

Cash, end of month: \$1,561,907.09

Erik J. Wilson, City Manager

I verify that this investment portfolio is in conformity with Michigan laws and the City's Investment Policy as approved by City Council.

Insert Signature:

Erik Wilson

Digitally signed by Erik Wilson
DN: cn=US, st=Michigan, ln=Plainwell, o=City of Plainwell, ou=CoP, cn=Erik Wilson, email=ewilson@plainwell.org
Date: 2019.02.08 09:17:41 -05'00'

** Funds 701 and 703 not included - Trust & Agency

CITY OF PLAINWELL

ESTIMATED CASH BALANCE/FUND BALANCE REPORT

MONTH ENDED: **1/31/2019**

% OF FISCAL YEAR: **58.90%**

| FUND | AUDITED FIGURES AS OF MOST RECENT AUDIT * | | CURRENT YEAR PERFORMANCE - UNAUDITED *** | | ESTIMATED FUND BALANCE (AUDIT FB + ACT REV - ACT EXP) | TOTAL RECONCILED CASH AND INVESTED FUNDS | CURRENT YEAR AMENDED BUDGET EXP | EXPENSE BUDGET USED |
|---------------------|-------------------------------------------|------------------|------------------------------------------|---------------------------------|-------------------------------------------------------|------------------------------------------|---------------------------------|---------------------|
| | CASH BALANCE | FUND BALANCE | ACTUAL REVENUE YTD - CASH BASIS | ACTUAL EXPENSE YTD - CASH BASIS | | | | |
| General | 297,971 | 424,470 | 1,551,540 | 1,260,159 | 715,851 | 699,307 | 2,111,067 | 59.69% |
| Major Streets | 72,892 | 134,679 | 176,383 | 221,537 | 89,525 | 110,186 | 337,673 | 65.61% |
| Local Streets | 72,349 | 38,223 | 89,199 | 163,789 | (36,367) | 5,090 | 259,900 | 63.02% |
| Solid Waste | 30,692 | 17,613 | 164,891 | 117,822 | 64,682 | 80,683 | 173,626 | 67.86% |
| Fire Reserve | 66,773 | 71,834 | 83,319 | 32,805 | 122,348 | 122,347 | 81,413 | 40.29% |
| Airport | 24,153 | 26,993 | 28,254 | 41,024 | 14,223 | 10,396 | 54,609 | 75.12% |
| Revolving Loan | 25,184 | 61,782 | 8,995 | - | 70,777 | 34,179 | 10,000 | 0.00% |
| Capital Improvement | 42,343 | 47,785 | 83,133 | 43,847 | 87,071 | 87,071 | 105,098 | 41.72% |
| Brownfield BRA | 314 | 26,159 | 63,222 | 56,457 | 32,924 | 32,923 | 110,971 | 50.88% |
| Tax Increment TIFA | 66,056 | 65,524 | 60,064 | 31,798 | 93,789 | 93,790 | 59,710 | 53.25% |
| Downtown DDA | 12,711 | 10,247 | 55,456 | 27,299 | 38,404 | 40,306 | 60,098 | 45.42% |
| Sewer | 810,000 | 792,920 | 823,181 | 977,715 | 638,386 | 644,415 | 1,565,903 | 62.44% |
| Water | 192,725 | 136,619 | 300,119 | 373,295 | 63,443 | 113,692 | 533,800 | 69.93% |
| Equipment | 150,797 | 125,912 | 143,385 | 106,771 | 162,526 | 162,650 | 233,155 | 45.79% |
| OPEB** | 43,685 | 60,915 | 3,570 | 2,975 | 61,511 | 64,535 | 13,056 | 22.78% |
| | <u>1,908,645</u> | <u>2,041,675</u> | <u>3,634,710</u> | <u>3,457,292</u> | <u>2,219,093</u> | <u>2,301,570</u> | <u>5,710,079</u> | <u>60.55%</u> |

* - Amounts taken from audited financial statements as of June 30, 2018

** - OPEB listing on this worksheet is included in the General Fund for financial statement purposes

*** - These amounts are taken directly from the End of Month Financial Statement provided to Council

| | |
|------------------------------------------------------------------------------------------------------------------------------------------------------------------------------------------------------------------------------------------------------------------------------------------|-----------------------------------------------------------------------------------------------------------------------------------------------------------------|
| Erik J. Wilson, City Manager | Brian Kelley, City Treasurer |
| I verify that I have reviewed the revenue and expenditure financial summary attributed to my department and to the best of my knowledge the report is accurate. | I verify that I have reviewed the revenue and expenditure financial summary attributed to my department and to the best of my knowledge the report is accurate. |
| Insert Signature: Erik Wilson <small>Digitally signed by Erik Wilson DN: c=US, st=Michigan, ln=Plainwell, o=City of Plainwell, ou=CoP, cn=Erik Wilson, email=ewilson@plainwell.org Date: 2019.02.08 09:18:08 -05'00'</small> | Insert Signature: Brian Kelley <small>Digitally signed by Brian Kelley Date: 2019.02.01 14:49:56 -05'00'</small> |

02/07/2019 INVOICE APPROVAL BY INVOICE REPORT FOR CITY OF PLAINWELL
 EXP CHECK RUN DATES 02/11/2019 - 02/11/2019
 BOTH JOURNALIZED AND UNJOURNALIZED
 BOTH OPEN AND PAID

| Vendor Code | Vendor Name | Description | Amount |
|------------------------------------------------|-------------------------------------|----------------------------------------------------|----------|
| 000470 | AARON CHAPMAN | 18/19 SHOE ALLOWANCE 18/19 SHOE ALLOWANCE | 175.00 |
| TOTAL FOR: AARON CHAPMAN | | | 175.00 |
| 000138 | AMERICAN OFFICE SOLUTIONS | IN188329 1/22/19 - 2/21/19 PD COPIER | 68.55 |
| TOTAL FOR: AMERICAN OFFICE SOLUTIONS | | | 68.55 |
| 001043 | BS&A SOFTWARE | 121753 2/1/19 - 2/1/20 ANNUAL SUPPORT W/ ASSESSING | 3,221.00 |
| TOTAL FOR: BS&A SOFTWARE | | | 3,221.00 |
| 002018 | CDW-G | QTQ7173 DPW SCADA | 94.99 |
| TOTAL FOR: CDW-G | | | 94.99 |
| 002562 | CITY OF ALLEGAN | 2019-01 WATER TESTING | 378.00 |
| TOTAL FOR: CITY OF ALLEGAN | | | 378.00 |
| 002219 | CLARK TECHNICAL SERVICES | 64-2019 JAN 2019 COMPUTER SUPPORT | 1,113.75 |
| TOTAL FOR: CLARK TECHNICAL SERVICES | | | 1,113.75 |
| 004193 | COMPASS MINERALS | 387714 ROAD SALT | 6,376.32 |
| TOTAL FOR: COMPASS MINERALS | | | 6,376.32 |
| 000009 | CONSUMERS ENERGY | 2019-01 A 12/28/18 - 1/28/19 ELECTRIC BILLS | 4,923.31 |
| | | 2019-01 B 1/1/19 - 1/31/19 ELECTRIC BILLS | 773.48 |
| TOTAL FOR: CONSUMERS ENERGY | | | 5,696.79 |
| 002703 | CONTINENTAL LINEN SERVICES INC | 2019-01 CITY HALL 2019-01 CITY HALL RUGS | 45.20 |
| | | 2019-01 DPS/FIRE 2019-01 DPS/FIRE RUGS | 62.76 |
| | | 2019-01 DPW 2019-01 DPW RUGS/UNIFORM/MISC | 257.59 |
| | | 2019-01 WR 2019-01 WR RUGS/UNIFORM/MISC | 87.10 |
| TOTAL FOR: CONTINENTAL LINEN SERVICES INC | | | 452.65 |
| 004812 | FISH WINDOW CLEANING | 2647-66066 WINDOW CLEANING @WR | 22.00 |
| TOTAL FOR: FISH WINDOW CLEANING | | | 22.00 |
| 000153 | FLEIS & VANDENBRINK INC | 51462 WR SCREW PUMP | 1,277.09 |
| TOTAL FOR: FLEIS & VANDENBRINK INC | | | 1,277.09 |
| 002650 | FUEL MANAGEMENT SYSTEM PACIFIC PRID | 41810 PD/FIRE GAS 1/31/19 | 429.53 |
| TOTAL FOR: FUEL MANAGEMENT SYSTEM PACIFIC PRID | | | 429.53 |
| 000140 | HACH CO | 11298319 FLUORIDE FOR H2O DEPT | 149.31 |
| TOTAL FOR: HACH CO | | | 149.31 |

| | | | |
|----------------------------------------------|-----------------------------------|--------------------------------------------------|----------|
| 002281 | HOME DEPOT | | |
| | 2019-01 | JAN 2019 STATEMENT | 573.26 |
| TOTAL FOR: HOME DEPOT | | | 573.26 |
| ----- | | | |
| 002516 | J P COOKE COMPANY | | |
| | 549932 | NOTARY STAMP FOR DPS P.J. SAUSAMAN | 45.95 |
| TOTAL FOR: J P COOKE COMPANY | | | 45.95 |
| ----- | | | |
| 001993 | KERKSTRA PORTABLE RESTROOMS INC | | |
| | 134710 | HANDI CAP RESTROOM @ SHERWOOD PARK | 100.00 |
| TOTAL FOR: KERKSTRA PORTABLE RESTROOMS INC | | | 100.00 |
| ----- | | | |
| 000682 | MAIN-TECH SERVICES INC | | |
| | 90125 | 12TH STREET LIFT STATION REPAIR | 981.00 |
| TOTAL FOR: MAIN-TECH SERVICES INC | | | 981.00 |
| ----- | | | |
| 000077 | MCMASTER- CAR SUPPLY | | |
| | 84622814 | MINERAL OIL WR LAB SUPPLIES | 60.97 |
| TOTAL FOR: MCMASTER- CAR SUPPLY | | | 60.97 |
| ----- | | | |
| 001854 | MODEL FIRST AID,SAFETY & TRAINING | | |
| | 122135 | DPW SAFETY/MEDICAL SUPPLIES | 101.91 |
| TOTAL FOR: MODEL FIRST AID,SAFETY & TRAINING | | | 101.91 |
| ----- | | | |
| 002536 | NORMAN BUILDERS | | |
| | 2019-01 | JAN 2019 SNOWBLOWING @ THE AIRPORT | 1,065.00 |
| TOTAL FOR: NORMAN BUILDERS | | | 1,065.00 |
| ----- | | | |
| 002723 | OMEGA RAIL MANAGEMENT | | |
| | 19-133072 | 2019 ANNUAL PIPELINE LEASE 3/25/19 - 3/24/20 | 532.20 |
| TOTAL FOR: OMEGA RAIL MANAGEMENT | | | 532.20 |
| ----- | | | |
| 001829 | PERCEPTIVE CONTROLS INC | | |
| | 13751 | 12TH ST LIFT STATION (LABOR PART OF THE PROJECT) | 2,040.00 |
| TOTAL FOR: PERCEPTIVE CONTROLS INC | | | 2,040.00 |
| ----- | | | |
| 004855 | PLAINWELL ACE HARDWARE | | |
| | 2240 | BALLOT BOX | 5.18 |
| | 2241 | STAGECOACH | 39.98 |
| | 2248 | AIRLINES FOR THE TRUCKS | 15.84 |
| | 2250 | WELL #7 | 4.99 |
| | 2251 | SALT BARN LIGHT | 5.94 |
| | 2252 | RETURN | (19.99) |
| | 2259 | STAGECOACH WHEEL | 28.99 |
| TOTAL FOR: PLAINWELL ACE HARDWARE | | | 80.93 |
| ----- | | | |
| 000004 | PLAINWELL AUTO SUPPLY INC | | |
| | 2019-01 | JANUARY 2019 STATEMENT | 1,097.62 |
| TOTAL FOR: PLAINWELL AUTO SUPPLY INC | | | 1,097.62 |
| ----- | | | |
| 000372 | PREMIERE PRINTING CORP. | | |
| | 231705 | CITY NOTECARDS W/ENVELOPES | 257.80 |
| | 231746 | 150 YEAR ANNOUNCEMENT | 167.00 |
| TOTAL FOR: PREMIERE PRINTING CORP. | | | 424.80 |
| ----- | | | |
| 001448 | PROFESSIONAL CODE INSPECTIONS | | |
| | 5922 | JAN 2019 PERMITS | 740.00 |
| TOTAL FOR: PROFESSIONAL CODE INSPECTIONS | | | 740.00 |
| ----- | | | |
| 001748 | REPUBLIC WASTE SERVICES | | |
| | 0249-006246418 | 2/1/19 - 2/28/19 CITY OFFICE RECYCLE | 229.16 |
| | 0249-006246868 | 2/1/19 - 2/28/19 CITY OFFICE GARBAGE | 247.33 |
| TOTAL FOR: REPUBLIC WASTE SERVICES | | | 476.49 |
| ----- | | | |

| | | | | |
|------------------------------------------------|-------------------------------------|-----------|-------------------------------------|-----------|
| 004830 | RICHMOND, MICHAEL J | 2019-02 | 2/1/19 - 2/28/19 ASSESSING SERVICES | 1,400.00 |
| TOTAL FOR: RICHMOND, MICHAEL J | | | | 1,400.00 |
| 000011 | SHOPPERS GUIDE INC | 129 | 150TH ANNIVERSARY AD | 94.44 |
| TOTAL FOR: SHOPPERS GUIDE INC | | | | 94.44 |
| 002127 | SOUTHWEST MICH CITY MANAGERS' ASSOC | 2019 | 2019 MEMBERSHIP FOR ERIK WILSON | 100.00 |
| TOTAL FOR: SOUTHWEST MICH CITY MANAGERS' ASSOC | | | | 100.00 |
| 002402 | STEENSMA LAWN & POWER EQUIPMENT | 572778 | FASTENER | 2.72 |
| TOTAL FOR: STEENSMA LAWN & POWER EQUIPMENT | | | | 2.72 |
| 000500 | TRUCK & TRAILER SPECIALTIES, INC. | DSO003811 | GEAR MOTOR FOR SALTER TRUCK | 506.48 |
| TOTAL FOR: TRUCK & TRAILER SPECIALTIES, INC. | | | | 506.48 |
| 001536 | WASHWELL-STADIUM DRIVE GROUP-SOAP | 2266 | JAN 2019 DRYCLEANING | 47.75 |
| TOTAL FOR: WASHWELL-STADIUM DRIVE GROUP-SOAP | | | | 47.75 |
| 004190 | WATER SOLVE LLC | 7933 | WR SALVE 137 1-465 LB DRUM | 975.00 |
| TOTAL FOR: WATER SOLVE LLC | | | | 975.00 |
| TOTAL - ALL VENDORS | | | | 30,901.50 |

INVOICE AUTHORIZATION

Person Compiling Report

I verify that to the best of my knowledge the attached invoice listing is accurate and the procedures in place to compile this invoice listing has been followed.

Insert Signature: **Cheryl Pickett**

Digitally signed by Cheryl Pickett
DN: c=US, st=Michigan, l=Plainwell,
o=City of Plainwell, ou=CoP, cn=Cheryl
Pickett, email=cpickett@plainwell.org
Date: 2019.02.07 11:18:55 -0500'

Brian Kelley, City Clerk/Treasurer

I verify that I have reviewed the expenditures attributed to my department and to the best of my knowledge the attached invoice listing is accurate and complies with the City's purchasing policy.

Insert Signature: **Brian Kelley**

Digitally signed by Brian Kelley
Date: 2019.02.08 11:46:19 -05'00'

Bryan Pond, Water Renewal Plant Supt.

I verify that I have reviewed the expenditures attributed to my department and to the best of my knowledge the attached invoice listing is accurate and complies with the City's purchasing policy.

Insert Signature:

Bill Bomar, Public Safety Director

I verify that I have reviewed the expenditures attributed to my department and to the best of my knowledge the attached invoice listing is accurate and complies with the City's purchasing policy.

Insert Signature: **Bill Bomar**

Digitally signed by Bill Bomar
Date: 2019.02.07 12:01:28 -05'00'

Bob Nieuwenhuis, Public Works Supt.

I verify that I have reviewed the expenditures attributed to my department and to the best of my knowledge the attached invoice listing is accurate and complies with the City's purchasing policy.

Insert Signature: **Robert Nieuwenhuis**

Digitally signed by Robert Nieuwenhuis
Date: 2019.02.08 10:14:11 -05'00'

Erik J. Wilson, City Manager

I verify that I have reviewed the expenditures attributed to my department and to the best of my knowledge the attached invoice listing is accurate and complies with the City's purchasing policy.

Insert Signature: **Erik Wilson**

Digitally signed by Erik Wilson
DN: c=US, st=Michigan, l=Plainwell,
o=City of Plainwell, ou=CoP, cn=Erik
Wilson, email=ewilson@plainwell.org
Date: 2019.02.08 09:16:40 -05'00'

02/08/2019

CHECK REGISTER FOR CITY OF PLAINWELL
CHECK DATE FROM 01/28/2019 - 02/15/2019

| Check Date | Bank | Check | Vendor Name | Description | Amount |
|-----------------------------------------------------------------|-------|---------|-------------------------------------|------------------------------------------|-------------------|
| Bank CBGEN Chemical Bank - General AP Account | | | | | |
| Check Type: ACH Transaction - Property Tax Distributions | | | | | |
| 02/01/2019 | CBGEN | 1479(A) | ALLEGAN AREA EDUCATION SVC AGENCY | 2018 WINTER TAX COLLECTED W/E 01/26/2019 | 4,026.73 |
| 02/01/2019 | CBGEN | 1480(A) | ALLEGAN COUNTY TREASURER | 2018 SUM/WIN TAX/INT COLLECTED W/E 01/26 | 1,248.17 |
| 02/01/2019 | CBGEN | 1481(A) | PLAINWELL COMMUNITY SCHOOLS | 2018 WINTER TAX COLLECTED W/E 01/26/2019 | 10,007.24 |
| 02/01/2019 | CBGEN | 1482(A) | RANSOM DISTRICT LIBRARY | 2018 SUM/WIN TAX/INT COLLECTED W/E 01/26 | 702.08 |
| 02/08/2019 | CBGEN | 1485(A) | ALLEGAN AREA EDUCATION SVC AGENCY | 2018 WINTER TAX COLLECTED W/E 02/02/2019 | 21,408.64 |
| 02/08/2019 | CBGEN | 1486(A) | ALLEGAN COUNTY TREASURER | 2018 SUM/WIN TAX/INT COLLECTED W/E 02/02 | 6,574.81 |
| 02/08/2019 | CBGEN | 1487(A) | PLAINWELL COMMUNITY SCHOOLS | 2018 WINTER TAX COLLECTED W/E 02/02/2019 | 90,467.29 |
| 02/08/2019 | CBGEN | 1488(A) | RANSOM DISTRICT LIBRARY | 2018 SUM/WIN TAX/INT COLLECTED W/E 02/02 | 3,721.11 |
| Total ACH Transaction: | | | | | 138,156.07 |
| Check Type: EFT Transfer - Automatic Bill Payments | | | | | |
| 02/15/2019 | CBGEN | 1483(E) | CITY OF PLAINWELL | FEBRUARY 2019 CITY UTILITY BILLS | 544.81 |
| 02/04/2019 | CBGEN | 1484(E) | STATE OF MICHIGAN | JANUARY 2019 SALES TAX FILING | 23.89 |
| 02/05/2019 | CBGEN | 1489(E) | UNITED HEALTHCARE INSURANCE COMPANY | RETIREE HEALTH INSURANCE FEBRUARY 2019 - | 196.88 |
| 02/05/2019 | CBGEN | 1490(E) | UNITED HEALTHCARE INSURANCE COMPANY | RETIREE HEALTH INSURANCE FEBRUARY 2019 - | 190.10 |
| 02/07/2019 | CBGEN | 1491(E) | CENTURYLINK | DECEMBER 2018 LONG DISTANCE | 1.88 |
| Total EFT Transfer: | | | | | 957.56 |
| Check Type: Paper Check - Manual Checks | | | | | |
| 01/28/2019 | CBGEN | 13435 | 7-W DISTRICT COURT | INTERIM BOND CASH 175-2019 | 150.00 |
| 02/01/2019 | CBGEN | 13436 | PRIORITY HEALTH | FEBRUARY 2019 HEALTH INSURANCE PREMIUMS | 26,243.91 |
| 01/29/2019 | CBGEN | 13437 | AT&T - SBC | 12/14/18 - 1/13/19 DPW SECURITY GATE | 876.90 |
| 01/29/2019 | CBGEN | 13438 | CONSUMERS ENERGY | 12/18/18 - 1/17/19 WR PLANT ELECTRIC | 6,340.71 |
| 01/29/2019 | CBGEN | 13439 | VERIZON | 12/18/18 - 01/07/19 DPW/WR ONE TALK PHO | 219.58 |
| 01/29/2019 | CBGEN | 13440 | CHARTER COMMUNICATIONS (SPECTRUM) | 2/1/19 - 2/28/19 WR/DPW INTERNET | 109.98 |
| 01/29/2019 | CBGEN | 13441 | US BANK EQUIPMENT FINANCE (COPIER) | FEB 2019 CITY HALL COPIER | 147.00 |
| 01/31/2019 | CBGEN | 13442 | POSTMASTER | TO MAIL 02/01/19 UTILITY BILLS | 563.65 |
| 02/04/2019 | CBGEN | 13443 | HERRINGTON BRAD & AIMEE | 2018 Win Tax Refund 55-160-105-00 | 2,612.80 |
| 02/08/2019 | CBGEN | 13478 | CONSUMERS ENERGY | 1/1/19 - 1/31/19 ELECTRIC BILLS | 3,681.54 |
| 02/08/2019 | CBGEN | 13479 | VERIZON | 12/24/18 - 1/23/19 CELL PHONE BILLS | 891.43 |
| 02/08/2019 | CBGEN | 13480 | CHARTER COMMUNICATIONS (SPECTRUM) | 2/5/19 - 3/4/19 CITY HALL PHONE/INTERNET | 523.80 |
| 02/08/2019 | CBGEN | 13481 | PITNEY BOWES/PURCHASE POWER | POSTAGE ON METER 1/16/19 | 503.50 |
| Total Paper Check: | | | | | 42,864.80 |
| CBGEN TOTALS: | | | | | |
| Total of 26 Checks: | | | | | 181,978.43 |
| Less 0 Void Checks: | | | | | 0.00 |
| Total of 26 Disbursements: | | | | | 181,978.43 |

Off Cycle Payment Authorization

Brian Kelley, City Clerk/Treasurer

I verify that I have reviewed the off-cycle payments listed above and to the best of my knowledge the listing is accurate and complies with the City's purchasing policy.

Insert Signature:

Brian Kelley

Digitally signed by Brian Kelley
Date: 2019.02.08 11:11:22 -05'00'

Erik J. Wilson, City Manager

I verify that I have reviewed the off-cycle payments listed above and to the best of my knowledge the listing is accurate and complies with the City's purchasing policy.

Insert Signature:

Erik Wilson

Digitally signed by Erik Wilson
DN: c=US, st=Michigan, l=Plainwell,
o=City of Plainwell, ou=CoP, cn=Erik
Wilson, email=ewilson@plainwell.org
Date: 2019.02.08 11:56:52 -05'00'

Reports & Communications:

A. Public Safety – Fire Turn-Out Gear Purchase:

Annually, command staff inspects fire safety gear to ensure firefighter safety and recommends replacement. The costs are included in the budget and the request is for two (2) sets of fire turn-out gear with a total cost of \$4,871.00.

Recommended action: Consider approving the purchase of two (2) sets of fire turn-out gear from Dinges Fire Company at a cost of \$4,871.00.

B. DPW – Truck 10 Repairs:

Truck 10 is used as the 2nd snow plow on the route around the city. The truck's frame is cracked and the rear brakes are not functioning properly. A full assessment of the repairs is being undertaken as of Friday morning February 8, 2019. This truck is necessary to maintain the high standard of snow plowing to which the citizens and visitors of Plainwell have become accustomed.

Recommended action: Consider approving frame and brake repairs to Truck 10 with Martin Spring at a cost not to exceed \$10,000.00

Reminder of Upcoming Meetings

- February 14, 2019 – Allegan County Board of Commissioners – 1:00pm
- February 12, 2019 – Plainwell DDA/BRA/TIFA Board – 7.30am
- February 20, 2019 – Plainwell Planning Commission – 7:00pm
- February 25, 2019 – Plainwell City Council – 7:00pm

Non-Agenda Items / Materials Transmitted

- None