

# City of Plainwell



Brad Keeler, Mayor  
Lori Steele, Mayor Pro-Tem  
Todd Overhuel, Council Member  
Roger Keeney, Council Member  
Randy Wisnaski, Council Member

Department of Administration Services  
211 N. Main Street  
Plainwell, Michigan 49080  
Phone: 269-685-6821 Fax: 269-685-7282  
Web Page Address: [www.plainwell.org](http://www.plainwell.org)

“The Island City”

## AGENDA

Plainwell City Council  
Monday, February 8, 2021  
7:00PM

**MEETING HELD VIRTUALLY ON ZOOM**

To join this Zoom Meeting:

Online:

<https://us02web.zoom.us/j/85002557907?pwd=SHdvV2thT3pTR1lUT0hlQnJaNUcrZz09>

Meeting ID: 850 0255 7907

Passcode: 6f02Ff

By phone: 1+(312) 626-6799

Passcode 876322

1. **Call to Order**
2. **Invocation**
3. **Pledge of Allegiance** – *recited by Mayor Keeler*
4. **Roll Call**
5. **Approval of Minutes** – January 25, 2021 Regular Meeting
6. **General Public Comments**
7. **County Commissioner Report**
8. **Agenda Amendments**
9. **Mayor's Report**
10. **Recommendations and Reports:**

### A. Mill Demolition Update

Council will receive an update on the Mill Demolition.

11. **Communications:** The January 2021 Investment and Fund Balance Reports, the Public Safety 2020 Annual Report and the December 2020 Water Renewal Report.
12. **Accounts Payable - \$298,768.21**
13. **Public Comments**
14. **Staff Comments**
15. **Council Comments**
16. **Adjournment**

Note: All public comment limited to two minutes, when recognized please rise and give your name and address

**MINUTES**  
**Plainwell City Council**  
**January 25, 2021**

1. Mayor Keeler called the regular meeting to order at 7:01 PM on the Zoom Meeting Application as per Senate Bill 1108.
2. Pledge of Allegiance was recited.
3. Roll Call: Present: Mayor Keeler, Mayor Pro Tem Steele (arrived at 7:08pm), Councilmember Overhuel, Councilmember Keeney and Councilmember Wisnaski, all attending virtually from Plainwell, Michigan. Absent: None.
4. Approval of Minutes:  
**A motion by Keeney, seconded by Wisnaski, to accept and place on file the Council Minutes of the 01/11/2021 regular meeting. On voice vote, all voted in favor. Motion passed.**
5. Public Comment: None.
6. County Commissioner Report: None
7. Agenda Amendments: None
8. Mayor's Report: None
9. Recommendations and Reports:
  - A. Mayor Keeler introduced Dan Veldhuizen from Siegfried Crandall PC who presented the audited financial statements as of and for the year ended June 30, 2020. Mr. Veldhuizen presented the city's financial statements received an "unmodified" opinion, meaning no material misstatements were noted, and no audit adjustments were made during the audit. He reported the city's financial position is sound for communities our size and that the audit revealed no deficiencies in internal controls which could be consider a material weakness. He reported that very few of their audit clients have no deficiencies, and that Plainwell is the only municipality that actually prepares their own financials, saving the city about \$5,000 in audit fees. He did note that the Water Fund available "fund balance" was negative and that the city may need to evaluate its rate structure.  
**A motion by Overhuel, seconded by Steele, to accept and place on file the audited financial statements for the City of Plainwell as of and for the year ended June 30, 2020. On a voice vote, all in favor. Motion passed.**
  - B. Director Bomar reported having identified two (2) sets of fire turn-out gear and firefighter boots in need of repair, as identified during the department's annual inspection. The purchase is included in the budget and bids were received from vendors authorized to sell the equipment.  
**A motion by Wisnaski, seconded by Keeney, to approve the purchase of two (2) sets of fire turn-out gear and firefighter boots from West Shore Fire Inc. in the amount of \$6,148.00. On a roll call vote, all in favor. Motion passed.**
  - C. Director Bomar reminded Council that in 2012, the city entered into an agreement with Allegan County Emergency Management to house an alternate emergency operations center (EOC) at our facility. As part  
The City of Plainwell is an equal opportunity employer and provider

of the agreement, County pays for phone lines dedicated to be available to the EOC. The County is asking to continue the agreement, by extension through 2026 under the same terms.

**A motion by Wisnaski, seconded by Keeney, to approve extending an agreement with Allegan County Emergency Manager to use the Plainwell Public Safety Building as an alternate Emergency Operations Center, authorizing the City Manager to execute all documents. On a roll call vote, all in favor. Motion passed.**

- D. Superintendent Pond reported a Variable Frequency Drive (VFD) used in the plant operations failed during a recent power outage and needed emergency replacement to maintain public health. The drive manages a digester mixing pump. Esper Electric was contracted for the job at a total cost of \$4,600.00, needing Council confirmation. Council asked about insurance reimbursements and whether the existing drive could be refurbished as a backup.  
**A motion by Overhuel, seconded by Wisnaski, to confirm the emergency purchase of a Variable Frequency Drive to run the digester mixing pump from Esper Electric at a cost of \$4,600.00. On a roll call vote, all in favor. Motion passed.**
- E. Superintendent Pond reported leaking mechanical seals on the centrifugal pump shaft that required emergency replacement to maintain public health. The seals were leaking oil and sludge. JGM Valve Corporation was contracted for the job at a total cost of \$4,979.11, needing Council confirmation.  
**A motion by Wisnaski, seconded by Overhuel, to confirm the emergency purchase of two mechanical seals for the centrifugal pump shaft from JGM Valve Corporation at a cost of \$4,979.11. On a roll call vote, all in favor. Motion passed.**
- F. Superintendent Nieuwenhuis reporting having researched two companies offering self-watering hanging flower baskets. The existing flower baskets require frequent manual watering during the season with substantial labor and material costs. These new baskets will reduce staff time, staff risk and material costs. The Parks & Trees Commission considered the proposals at its January 14, 2021 meeting and recommends purchasing 35 baskets from EarthPlanter, LLC. There have been already two (2) \$1,000 donations to offset the cost of these baskets.  
**A motion by Overhuel, seconded by Keeney, to approve the purchase of 35 self-watering hanging flower baskets from EarthPlanter LLC for \$4,779.00. On a roll call vote, all in favor. Motion passed.**
- G. City Manager Wilson reported working with the Natural Resource Trust Council (NRTC) regarding restoration efforts on the Mill Race Dam. The NRTC is asking for a "brief project description" to include with its plan and assessment for the funding phase of the project. Council discussed ramifications of removing the dam south of the city, restoration of the hydro spillway and Riverwalk expansion.  
**A motion by Keeney, seconded by Wisnaski, to authorize the City Manager to continue working with the Natural Resource Trust Council to identify opportunities for Riverwalk Extension and Mill Race water flow. On a roll call vote, all in favor. Motion passed.**
- H. City Manager Wilson reminded Council of a possible tract of land for purchase to expend the Industrial District. Negotiations continue for a final purchase recommendation, but the Administration recommends an Option Agreement be executed to formally identify the property and the city's interest in it. The Agreement would remain in effect for 180 days to allow time to negotiate a final purchase recommendation. The City Attorney recommends adopting a resolution authoring the option agreement.  
**A motion by Steele, seconded by Overhuel, to adopt Resolution 2021-06 authorizing an option agreement for real property in Gun Plain Township, valid for 180 days. On a roll call vote, all in favor. Motion passed.**

10. Communications:

**A. None**

11. Accounts Payable:

**A motion by Keeney, seconded by Wisnaski, that the bills be allowed and orders drawn in the amount of \$241,856.21 for payment of same. On a roll call vote, all in favor. Motion passed.**

12. Public Comments: None

13. Staff Comments:

Personnel Manager Lamorandier noted completion of year-end reporting and cross training.

Superintendent Nieuwenhuis reported staff is preparing for tomorrow's snow storm.

Community Development Manager Siegel reported Planning Commission approval of site plans for Deep End Brewing and Nobis Agri-Service. She also reported a Mexican restaurant is coming to the Aubree's site.

Superintendent Pond gave a report on carp in Lake Allegan.

Director Bomar reported working on year-end reports and that the second round of staff vaccinations were underway.

Clerk/Treasurer Kelley reported a successful audit, per state procedures, of the November 2020 election ballots was conducted on January 18, 2021. Budget preparations continue.

City Manager Wilson gave a brief report on metal stripping in Building 9, west wall issues in Building 2 and waste profile reporting in Building 7.

14. Council Comments: None

15. Adjournment:

**A motion by Steele, seconded by Keeney, to adjourn the meeting at 8:25 PM. On voice vote, all voted in favor. Motion passed.**

Minutes respectfully

Submitted by,

Brian Kelley

City Clerk/Treasurer

MINUTES APPROVED BY CITY COUNCIL

February 8, 2021

---

Brian Kelley, City Clerk

## Investment Activity Report



“The Island City”

### City of Plainwell

Investment Portfolio Detail - Unaudited

at: 01/31/2021

#### Brian Kelley, City Treasurer

I verify that this investment portfolio is in conformity with Michigan laws and the City's Investment Policy as approved by City Council.

Insert Signature:

**Brian Kelley**

Digitally signed by Brian Kelley  
Date: 2021.02.05 10:05:46 -05'00'

	Investment Type	CUSIP	Principal Purchase	Institution or Bank	Contact Name and Number	Purchase Date	Maturity Date	Yield	Remaining Days to Maturity
1	Pooled Investment*	N/A	\$7,299	Michigan Class	Rich Garay - 734.604.1494	03/28/2016		0.11%	
2	365-Day CD	N/A	\$106,660	Grand River Bank	Christy Vierzen - 616.259.1322	06/10/2020	06/11/2021	0.60%	131
3	365-Day CD	N/A	\$83,561	First National Bank	Amanda Mattson - 616-538-6040	11/16/2020	11/16/2021	0.70%	289
4	435-Day CD	N/A	\$62,504	First National Bank	Amanda Mattson - 616-538-6040	11/16/2020	01/25/2022	0.70%	359
5									
6									
7									
8									
9									
10									
11									
12									
13									
14									
15									

Total Investments: \$260,024.13

Average Yield: 0.53%

#### Cash Activity for the Month

Cash, beginning of month: \$2,675,221.52

Cash, end of month: \$2,629,017.55

#### Erik J. Wilson, City Manager

I verify that this investment portfolio is in conformity with Michigan laws and the City's Investment Policy as approved by City Council.

Insert Signature:

**Erik Wilson**

Digitally signed by Erik Wilson  
Date: 2021.02.05 13:04:46 -05'00'

\*\* Funds 701 and 703 not included - Trust & Agency

CITY OF PLAINWELL

**ESTIMATED CASH BALANCE/FUND BALANCE REPORT**

MONTH ENDED: **1/31/2021**

% OF FISCAL YEAR: **58.90%**

FUND	AUDITED FIGURES AS OF MOST RECENT AUDIT *		CURRENT YEAR PERFORMANCE - UNAUDITED ***		ESTIMATED FUND BALANCE (AUDIT FB + ACT REV - ACT EXP)	TOTAL RECONCILED CASH AND INVESTED FUNDS	CURRENT YEAR AMENDED BUDGET EXP	EXPENSE BUDGET USED
	CASH AND INVESTED FUNDS BALANCE	FUND BALANCE	ACTUAL REVENUE YTD - CASH BASIS	ACTUAL EXPENSE YTD - CASH BASIS				
General	249,258	277,621	1,876,818	1,226,838	927,601	930,780	2,058,045	59.61%
Major Streets	24,285	49,739	146,334	115,987	80,086	95,933	219,022	52.96%
Local Streets	65,210	43,753	52,396	70,369	25,779	60,855	171,323	41.07%
Solid Waste	17,557	16,646	180,401	121,607	75,441	75,241	187,790	64.76%
Fire Reserve	74,261	74,261	86,793	71,101	89,954	131,081	77,351	91.92%
Airport	25,101	38,390	26,300	30,445	34,245	25,859	42,427	71.76%
Revolving Loan	37,529	60,633	11,735	10,000	62,368	39,264	10,000	100.00%
Capital Improvement	36,014	34,314	86,677	51,193	69,798	69,798	83,887	61.03%
Brownfield BRA	75,583	475	1,732,537	1,766,033	(33,021)	(33,021)	5,722,189	30.86%
Tax Increment TIFA	89,174	87,933	80,278	33,302	134,909	134,909	61,156	54.45%
Downtown DDA	45,670	44,109	64,702	21,767	87,044	87,934	49,570	43.91%
Sewer	851,958	786,009	831,347	743,452	873,904	907,194	1,113,918	66.74%
Water	5,628	(51,067)	351,879	213,046	87,766	148,458	407,639	52.26%
Equipment	232,068	223,198	133,314	219,511	137,001	141,463	216,029	101.61%
OPEB**	70,052	70,358	16,669	13,282	73,745	73,294	32,329	41.08%
	<b>1,899,346</b>	<b>1,756,372</b>	<b>5,678,181</b>	<b>4,707,933</b>	<b>2,726,620</b>	<b>2,889,042</b>	<b>10,452,675</b>	<b>45.04%</b>

\* - Amounts taken from audited financial statements as of June 30, 2020

\*\* - OPEB listing on this worksheet is included in the General Fund for financial statement purposes

\*\*\* - These amounts are taken directly from the End of Month Financial Statement provided to Council

Erik J. Wilson, City Manager	Brian Kelley, City Treasurer
I verify that I have reviewed the revenue and expenditure financial summary attributed to my department and to the best of my knowledge the report is accurate.	I verify that I have reviewed the revenue and expenditure financial summary attributed to my department and to the best of my knowledge the report is accurate.
Insert Signature: <b>Erik Wilson</b> <small>Digitally signed by Erik Wilson Date: 2021.02.05 13:05:09 -05'00'</small>	Insert Signature: <b>Brian Kelley</b> <small>Digitally signed by Brian Kelley Date: 2021.02.01 10:22:06 -05'00'</small>



# PLAINWELL PUBLIC SAFETY

---

Police, Fire and Medical First Responder Services

# 2020 ANNUAL REPORT

AB

Prepared by Director Bill G. Bomar


# 2020 Annual Report



## Table of Contents

- **2020 Code Enforcement Summary Report**
- **Crimes Three-Year Summary Report**
- **Arrest and Citation Three-Year Summary Report**
- **2020 MICR Agency Crime Statistics**
- **2020 Fire Incident Summary Report**
- **2020 Fire Response Detail Report**
- **2020 Allegan County Central Dispatch Call-For-Service Report**





## 2020 Code Enforcement Summary Report

**TOTAL PROPERTIES NOTIFIED: 64**

### **CATEGORIES:**

<b>Vehicles - junk, unregistered, etc.</b>	<b>9</b>
<b>RV/Boat/Trailer storage</b>	<b>4</b>
<b>Yard parking</b>	<b>4</b>
<b>Yard debris</b>	<b>12</b>
<b>Long grass / weeds</b>	<b>43</b>
<b>Building violations</b>	<b>1</b>
<b>Other - Fences, pools, signs, dumpsters, etc.</b>	<b>3</b>
<b>Total violations</b> (more than one at some properties)	<b>76</b>

# Classification of Crimes Reported Three Year Comparison

File Class	<u>CRIMES AGAINST PERSON</u>	2018	2019	2020
900	Murder and Non-Negligent Manslaughter	0	0	0
1000	Kidnapping	0	0	0
1100	Sexual Assault	8	7	9
1200	Robbery	1	0	2
1300	Aggravated & Non-Aggravated Assault	96	74	56
	<i>Crimes Against Person Total</i>	<b>105</b>	<b>81</b>	<b>67</b>
	<u>PROPERTY CRIMES</u>			
2000	Arson	0	0	0
2100	Extortion	0	0	1
2200	Burglary	13	12	9
2300	Larceny	88	59	49
2400	Motor Vehicle Theft	4	4	1
2500	Forgery/Counterfeiting	0	0	3
2600	Fraudulent Activities	20	25	30
2700	Embezzlement	5	1	0
2800	Stolen Property - Buying, receiving	1	0	0
2900	Damage to Property	20	16	24
3500	Violation of Controlled Substances Act	24	24	8
	<i>Property Crimes Total</i>	<b>175</b>	<b>141</b>	<b>125</b>
	<u>MORALS/DECENCY CRIMES</u>			
3600	Sex Offenses (Other than Sexual Assault)	2	3	4
3700	Obscenity	3	1	2
3800	Family Offenses	8	8	9
4100	Liquor Violations	1	2	2
	<i>Morals/Decency Crimes Total</i>	<b>14</b>	<b>14</b>	<b>17</b>
	<u>PUBLIC ORDER CRIMES</u>			
4800	Obstructing Police - Offenses Which Interfere with Investigations	0	2	0
4900	Escape/Flight - Fleeing and Eluding a Officer's	2	4	2
5000	Obstructing Justice	41	33	20
5200	Weapons Offenses	1	4	1
5300	Public Peace	100	108	65
5400	Traffic Investigations - Any Criminal Traffic	56	64	40
5500	Health and Safety	25	25	55
5600	Civil Rights	0	0	0
5700	Invasion of Privacy	22	23	24
6200	Conservation Law Violation	0	0	2
7300	Miscellaneous Criminal Offense	0	0	0

		<b><i>Public Order Crimes Total</i></b>	<b>247</b>	<b>263</b>	<b>209</b>
<b>File Class</b>	<b><u>GENERAL NON-CRIMINAL</u></b>				
<b>9100</b>	Juvenile/Minor/School Complaints	0	0	0	
<b>9200</b>	Civil Custody	0	0	0	
<b>9300</b>	Traffic Non-Criminal ( Reports Only - Does not include Citations Issued)	173	217	125	
<b>9400</b>	False Alarm Activation	56	28	29	
<b>9500</b>	Fires (Other than Arson)	24	33	26	
<b>9700</b>	Accidents, All Other	0	0	0	
<b>9800</b>	Inspections, Vehicle & Property	477	422	445	
<b>9909</b>	General Assistance (All Except Other Police	766	753	719	
<b>9911 &amp; 9912</b>	General Assistance (Other Police Agencies)	513	578	575	
<b>FIRS</b>	Medical First Responder	306	405	327	
	<b><i>General Non-Criminal Total</i></b>	<b>2315</b>	<b>2436</b>	<b>2246</b>	
	<b>TOTAL COMPLAINTS</b>	<b>2856</b>	<b>2935</b>	<b>2664</b>	

## Classification of Citations - Three Year Comparison

	2018	2019	2020
<b>ARRESTS</b>			
CUSTODIAL ARRESTS	149	138	72
ARREST COUNTS	266	223	96
<b>TRAFFIC ENFORCEMENT &amp; CITATIONS</b>			
HAZARDOUS CITATIONS	126	176	103
NON-HAZARDOUS CITATIONS	165	267	64
DRUNK DRIVING CITATIONS	12	7	23
PARKING CITATIONS	142	110	46
VERBAL WARNINGS	190	221	156
TOTAL TRAFFIC CITATIONS/WARNINGS	635	806	392
<b>COMPLAINTS</b>			
ORIGINAL DISPATCH COMPLAINTS	2471	2496	1913
PATROL INITIATED COMPLAINTS	131	409	720
TOTAL COMPLAINTS	2602	2905	2633
<b>OTHER ACTIVITIES</b>			
MOTORISTS ASSISTS	289	129	116
PROPERTY INSPECTIONS	0	12	7
MOTOR VEHICLE ACCIDENTS	122	136	66
COMMERCIAL BUILDING SECURITY CHECK	18,037	15,553	12,353
FOUND UNSECURED	54	479	749

# Agency Crime Statistics

MI0367000 - Plainwell Department of Public Safety

Date Range: 01/01/2020 - 12/31/2020

Incident and victim counts are by hierarchy file offense in a multiple offense incident.



Number of Full-time Law Enforcement Employees as of October 31, 2019: 8

File Class	File Class Description	Victim Totals	Total Incidents	Number of Arrests	Exceptionally Cleared	Clearance Rate	Current Period Offenses	Previous Period Offenses	Percent Change
11001	Sexual Penetration Penis/Vagina CSC 1st	1	1	0	0	0%	1	1	0%
11002	Sexual Penetration Penis/Vagina CSC 3rd	1	1	0	0	0%	1	0	0%
11004	Sexual Penetration Oral/Anal CSC 3rd	0	0	0	0	0%	0	1	-100%
11005	Sexual Penetration Object CSC 1st	2	2	0	0	0%	2	0	100%
11008	Sexual Contact Forcible CSC 4th	2	2	0	1	50%	2	3	-33%
12000	Robbery	2	2	1	1	100%	2	0	100%
13001	Nonaggravated Assault	37	35	13	9	63%	35	53	-34%
13002	Aggravated/Felonious Assault	3	3	3	0	100%	3	6	-50%
13003	Intimidation/Stalking	2	2	0	1	50%	2	5	-60%
22001	Burglary Forced Entry	3	2	0	0	0%	2	4	-50%
22002	Burglary Entry Without Force (Intent)	0	0	0	0	0%	0	1	-100%
22003	Burglary Entry w/out Authorization w/or w/out Force	4	5	2	1	60%	7	9	-22%
23005	Larceny Theft from Motor Vehicle	6	5	1	0	20%	5	11	-55%
23007	Larceny Other	26	27	1	0	4%	27	26	4%
24001	Motor Vehicle Theft	1	1	1	0	100%	1	3	-67%
25000	Forgery/Counterfeiting	1	5	0	0	0%	5	1	400%
26001	Fraud False Pretense/Swindle/Confidence Game	4	4	0	0	0%	4	1	300%

File Class	File Class Description	Victim Totals	Total Incidents	Number of Arrests	Exceptionally Cleared	Clearance Rate	Current Period Offenses	Previous Period Offenses	Percent Change
26002	Fraud Credit Card/ATM	7	6	0	1	17%	6	3	100%
26003	Fraud Impersonation	3	2	0	0	0%	2	1	100%
26005	Fraud Wire	2	2	0	0	0%	2	2	0%
26006	Fraud Bad Checks	0	2	0	1	50%	2	4	-50%
26007	Fraud Identity Theft	3	3	0	0	0%	3	3	0%
27000	Embezzlement	0	0	0	0	0%	0	2	-100%
28000	Stolen Property	0	0	0	0	0%	0	1	-100%
29000	Damage To Property	15	16	1	2	19%	18	13	38%
30002	Retail Fraud Theft	0	2	1	0	50%	2	8	-75%
35001	Violation of Controlled Substance	0	5	1	0	20%	5	13	-62%
36004	Sex Offense Other	1	3	1	0	33%	3	1	200%
37000	Obscenity	0	0	0	0	0%	1	1	0%
38001	Family Abuse/Neglect Nonviolent	9	6	0	0	0%	6	3	100%
38003	Family Other	0	0	0	0	0%	0	1	-100%
41002	Liquor Violations Other	0	1	0	0	0%	2	2	0%
48000	Obstructing Police	0	5	2	0	40%	10	6	67%
49000	Escape/Flight	0	1	1	0	100%	1	2	-50%
50000	Obstructing Justice	3	10	4	0	40%	11	15	-27%
52003	Weapons Offense Other	0	1	0	0	0%	1	1	0%
53001	Disorderly Conduct	1	4	1	0	25%	5	13	-62%
53002	Public Peace Other	6	7	0	1	14%	7	19	-63%
54001	Hit And Run Motor Vehicle Accident	2	3	1	0	33%	3	3	0%

File Class	File Class Description	Victim Totals	Total Incidents	Number of Arrests	Exceptionally Cleared	Clearance Rate	Current Period Offenses	Previous Period Offenses	Percent Change
54002	OUIL or OUID	0	8	6	0	75%	8	10	-20%
55000	Health And Safety	1	9	5	0	56%	9	9	0%
57001	Trespass	4	4	1	0	25%	6	15	-60%
<b>Agency Totals:</b>		<b>152</b>	<b>197</b>	<b>47</b>	<b>18</b>	<b>33%</b>	<b>212</b>	<b>276</b>	<b>-23%</b>

Law Enforcement Officers Killed or Assaulted: 0

Officers Killed: 0

Officers Assaulted without Injury: 0

Officers Assaulted with Injury: 0

Number of Motor Vehicles Stolen: 1

Premises Entered Count: 0

PLAINWELL DEPT PUB SAFETY, PLAINWELL, MICHIGAN 49080

Basic/Fire Data Standard Report  
For the Year of 2020

Printed: 01/14/2021

Field	Number	% of Total
<b>From NFIRS - 1</b>		
<b>Incident Type - C1</b>		
<b>Fire</b>		
<i>Structure Fire</i>		
111 Building fire . . . . .	11	25.00%
113 Cooking fire, confined to container . . . . .	1	2.30%
<i>Mobile property (vehicle) fire</i>		
130 Mobile property (vehicle) fire, other . . . . .	1	2.30%
131 Passenger vehicle fire . . . . .	3	6.80%
<b>Rescue &amp; Emergency Medical Service Incident</b>		
<i>Medical assist</i>		
311 Medical assist, assist EMS crew . . . . .	1	2.30%
<i>Emergency medical service (EMS) Incident</i>		
322 Motor vehicle accident with injuries . . . . .	4	9.10%
324 Motor vehicle accident with no injuries . . . . .	3	6.80%
<i>Search for lost person</i>		
342 Search for person in water . . . . .	1	2.30%
<b>Hazardous Condition (No fire)</b>		
<i>Combustible/flammable spills &amp; leaks</i>		
411 Gasoline or other flammable liquid spill . . . . .	1	2.30%
<i>Chemical release, reaction, or toxic condition</i>		
422 Chemical spill or leak . . . . .	1	2.30%
<b>Service Call</b>		
<i>Smoke, odor problem</i>		
531 Smoke or odor removal . . . . .	1	2.30%
<b>Good Intent Call</b>		
<i>Dispatched and canceled en route</i>		
611 Dispatched & canceled en route . . . . .	4	9.10%
<i>Vicinity alarm</i>		
641 Vicinity alarm (incident in other location) . . . . .	1	2.30%
<i>Steam, other gas mistaken for smoke</i>		
651 Smoke scare, odor of smoke . . . . .	3	6.80%
<b>False Alarm &amp; False Call</b>		
<i>System or detector malfunction</i>		
730 System malfunction, other . . . . .	2	4.50%
733 Smoke detector activation due to malfunction . . . . .	1	2.30%
735 Alarm system sounded due to malfunction . . . . .	4	9.10%
<i>Unintentional system/detector operation (no fire)</i>		
745 Alarm system activation, no fire - unintentional . . . . .	1	2.30%
Total:	44	

**Primary Action Taken - F1**

**Fire Control or Extinguishment**

11 Extinguishment by fire service personnel . . . . .	8	18.00%
12 Salvage & overhaul . . . . .	1	2.30%



Field	Number	% of Total
<b>From NFIRS - 1</b>		
<b>Search &amp; Rescue</b>		
21 Search . . . . .	2	4.50%
23 Extricate, disentangle . . . . .	1	2.30%
<b>EMS &amp; Transport</b>		
31 Provide first aid & check for injuries . . . . .	1	2.30%
32 Provide basic life support (BLS) . . . . .	2	4.50%
<b>Hazardous Condition</b>		
43 Hazardous materials spill control and confinement . . . . .	1	2.30%
44 Hazardous materials leak control & containment . . . . .	1	2.30%
<b>Fires, Rescues &amp; Hazardous Conditions</b>		
55 Establish safe area . . . . .	1	2.30%
<b>Assistance</b>		
73 Provide manpower . . . . .	2	4.50%
74 Provide apparatus . . . . .	2	4.50%
75 Provide equipment . . . . .	1	2.30%
76 Provide water . . . . .	3	6.80%
<b>Information, Investigation &amp; Enforcement</b>		
86 Investigate . . . . .	12	27.00%
87 Investigate fire out on arrival . . . . .	2	4.50%
<b>Fill-in, Standby</b>		
93 Cancelled en route . . . . .	4	9.10%
<b>Total:</b>	<b>44</b>	

**Additional Action Taken - F2**

**Fire Control or Extinguishment**

11 Extinguishment by fire service personnel . . . . .	1	3.40%
12 Salvage & overhaul . . . . .	1	3.40%

**EMS & Transport**

30 Emergency medical services, other . . . . .	1	3.40%
31 Provide first aid & check for injuries . . . . .	2	6.90%

**Hazardous Condition**

45 Remove hazard . . . . .	1	3.40%
----------------------------	---	-------

**Fires, Rescues & Hazardous Conditions**

51 Ventilate . . . . .	2	6.90%
55 Establish safe area . . . . .	1	3.40%

**Systems & Services**

63 Restore fire alarm system . . . . .	1	3.40%
64 Shut down system . . . . .	5	17.00%

**Assistance**

73 Provide manpower . . . . .	4	14.00%
74 Provide apparatus . . . . .	1	3.40%
75 Provide equipment . . . . .	1	3.40%
78 Control traffic . . . . .	5	17.00%

**Information, Investigation & Enforcement**

86 Investigate . . . . .	3	10.00%
--------------------------	---	--------

<b>Total:</b>	<b>29</b>	
---------------	-----------	--

**Additional Action Taken - F3**

**Search & Rescue**

24 Recover body . . . . .	1	6.30%
---------------------------	---	-------

Field	Number	% of Total
<b>From NFIRS - 1</b>		
<b>Fires, Rescues &amp; Hazardous Conditions</b>		
51 Ventilate . . . . .	1	6.30%
55 Establish safe area . . . . .	1	6.30%
<b>Systems &amp; Services</b>		
63 Restore fire alarm system . . . . .	2	13.00%
<b>Assistance</b>		
73 Provide manpower . . . . .	3	19.00%
74 Provide apparatus . . . . .	1	6.30%
75 Provide equipment . . . . .	1	6.30%
78 Control traffic . . . . .	3	19.00%
<b>Information, Investigation &amp; Enforcement</b>		
84 Refer to proper authority . . . . .	1	6.30%
86 Investigate . . . . .	2	13.00%
<b>Total:</b>	<b>16</b>	
<b>Mixed Use Property - I</b>		
NN Not mixed use . . . . .	44	100.00%
<b>Total:</b>	<b>44</b>	
<b>Property Use - J</b>		
<b>Educational</b>		
213 Elementary school, including kindergarten . . . . .	1	2.40%
<b>Health Care, Detention &amp; Correction</b>		
300 Health care, detention, & correction, other . . . . .	1	2.40%
311 24-hour care Nursing homes, 4 or more persons . . . . .	3	7.30%
331 Hospital - medical or psychiatric . . . . .	1	2.40%
<b>Residential</b>		
419 1 or 2 family dwelling . . . . .	14	34.00%
429 Multifamily dwelling . . . . .	2	4.90%
<b>Mercantile, Business</b>		
500 Mercantile, business, other . . . . .	1	2.40%
571 Service station, gas station . . . . .	2	4.90%
<b>Manufacturing, Processing</b>		
700 Manufacturing, processing . . . . .	2	4.90%
<b>Storage</b>		
899 Residential or self-storage units . . . . .	1	2.40%
<b>Outside or Special Property</b>		
926 Outbuilding, protective shelter . . . . .	1	2.40%
941 Open ocean, sea or tidal waters . . . . .	1	2.40%
961 Highway or divided highway . . . . .	7	17.00%
962 Residential street, road or residential driveway . . . . .	1	2.40%
<b>None</b>		
NNN None . . . . .	3	7.30%
<b>Total:</b>	<b>41</b>	
<b>Detector - H2</b>		
1 Detector alerted occupants . . . . .	2	67.00%
U Unknown . . . . .	1	33.00%
<b>Total:</b>	<b>3</b>	

**From NFIRS - 2**

Field	Number	% of Total
<b>From NFIRS - 2</b>		
<b>Area of Fire Origin - D1</b>		
<b>Storage Areas</b>		
46 Chute/container - trash, rubbish, waste . . . . .	1	20.00%
<b>Structural Areas</b>		
76 Wall surface: exterior . . . . .	1	20.00%
<b>Transportation, Vehicle Areas</b>		
80 Vehicle area, other . . . . .	1	20.00%
83 Engine area, running gear, wheel area . . . . .	2	40.00%
Total:	5	
<b>HeatSource - D2</b>		
<b>Heat source: other</b>		
00 Heat source: other . . . . .	1	20.00%
<b>Operating Equipment</b>		
12 Radiated, conducted heat from operating equipment . . . . .	1	20.00%
13 Electrical arcing . . . . .	1	20.00%
<b>Undetermined</b>		
UU Undetermined . . . . .	2	40.00%
Total:	5	
<b>Item First Ignited - D3</b>		
<b>Structural Component, Finish</b>		
12 Exterior sidewall covering, surface finish . . . . .	1	20.00%
<b>Liquids, Piping, Filters</b>		
62 Flammable liquid/gas - in/from engine or burner . . . . .	1	20.00%
<b>Undetermined</b>		
UU Undetermined . . . . .	3	60.00%
Total:	5	
<b>Type of Material First Ignited - D4</b>		
<b>Flammable, Combustible Liquid</b>		
27 Cooking oil, transformer or lubricating oil . . . . .	1	25.00%
<b>Wood or Paper - Processed</b>		
63 Sawn wood, including all finished lumber . . . . .	1	25.00%
<b>Undetermined</b>		
UU Undetermined . . . . .	2	50.00%
Total:	4	
<b>Cause of Ignition - E1</b>		
2 Unintentional . . . . .	1	20.00%
3 Failure of equipment or heat source . . . . .	1	20.00%
5 Cause under investigation . . . . .	2	40.00%
U Cause undetermined after investigation . . . . .	1	20.00%
Total:	5	
<b>Equipment Involved in Ignition - F1</b>		
<b>None</b>		
NNN None . . . . .	4	80.00%
<b>Undetermined</b>		
UUU Undetermined . . . . .	1	20.00%
Total:	5	

Field	Number	% of Total
-------	--------	------------

**From NFIRS - 2**

**Mobile Property Type - H2  
 Passenger Road Vehicles**

11 Automobile, passenger car, ambulance, race car . . . . .	3	100.00%
<b>Total:</b>	3	

**From NFIRS - 3**

**Item Contributing Most to Flame Spread - K1  
 Structural Component, Finish**

17 Structural member or framing . . . . .	1	50.00%
---	---	--------

**General Materials Continued**

96 Rubbish, trash, waste . . . . .	1	50.00%
------------------------------------	---	--------

<b>Total:</b>	2	
---------------	---	--

**Type of Material Contributing Most to Flame Spread - K2**

**Plastics**

41 Plastic . . . . .	1	50.00%
----------------------	---	--------

**Wood or Paper - Processed**

66 Wood pulp, wood fiber . . . . .	1	50.00%
------------------------------------	---	--------

<b>Total:</b>	2	
---------------	---	--

**Presence of Detectors - L1**

1 Present . . . . .	1	50.00%
---------------------	---	--------

N Not present . . . . .	1	50.00%
-------------------------	---	--------

<b>Total:</b>	2	
---------------	---	--

**Detector Type - L2**

1 Smoke . . . . .	1	100.00%
-------------------	---	---------

<b>Total:</b>	1	
---------------	---	--

**Detector Power Supply - L3**

1 Battery only . . . . .	1	100.00%
--------------------------	---	---------

<b>Total:</b>	1	
---------------	---	--

**Detector Operation - L4**

2 Detector operated . . . . .	1	100.00%
-------------------------------	---	---------

<b>Total:</b>	1	
---------------	---	--

**Detector Effectiveness - L5**

1 Detector alerted occupants, occupants responded . . . . .	1	100.00%
---	---	---------

<b>Total:</b>	1	
---------------	---	--

**Presence of Automatic Extinguishment System - M1**

N None Present . . . . .	2	100.00%
--------------------------	---	---------

<b>Total:</b>	2	
---------------	---	--

PLAINWELL DEPT PUB SAFETY, PLAINWELL, MICHIGAN 49080

EMS Data Standard Report

For the Year of 2020

Printed: 01/14/2021

Field	Number	% of Total
<b>From NFIRS - 6</b>		
<b>Provider Impression/Assessment - D</b>		
<b>None/no patient or refused treatment</b>		
NN None/no patient or refused treatment . . . . .	1	100.00%
<b>Total:</b>	1	
<b>Human Factors - G1</b>		
G1_1 None . . . . .	0	0.00%
G1_2 Asleep . . . . .	0	0.00%
G1_3 Unconscious . . . . .	0	0.00%
G1_4 Possibly Impaired by Alcohol . . . . .	0	0.00%
G1_5 Possibly Impaired by Drugs . . . . .	0	0.00%
G1_6 Possibly Mentally Disabled . . . . .	0	0.00%
G1_7 Physically Disabled . . . . .	0	0.00%
G1_8 Physically Restrained . . . . .	0	0.00%
G1_9 Unattended Person . . . . .	0	0.00%
<b>Total:</b>	0	
<b>Procedures Used - I</b>		
I1 Airway Insertion . . . . .	0	0.00%
I2 Anti-shock Trousers . . . . .	0	0.00%
I3 Assist Ventilation . . . . .	0	0.00%
I4 Bleeding Control . . . . .	0	0.00%
I5 Burn Care . . . . .	0	0.00%
I6 Cardiac Pacing . . . . .	0	0.00%
I7 Cardioversion (defib) Manual . . . . .	0	0.00%
I8 Chest/Abdominal Thrust . . . . .	0	0.00%
I9 CPR . . . . .	0	0.00%
I10 Cricothyroidotomy . . . . .	0	0.00%
I11 Defibrillation by AED . . . . .	0	0.00%
I12 EKG Monitoring . . . . .	0	0.00%
I13 Extrication . . . . .	0	0.00%
I14 Intubation (ETGA) . . . . .	0	0.00%
I15 Intubation (ET) . . . . .	0	0.00%
I16 IO/IV Therapy . . . . .	0	0.00%
I17 Medications Therapy . . . . .	0	0.00%
I18 Oxygen Therapy . . . . .	0	0.00%
I19 OB Care/Delivery . . . . .	0	0.00%
I20 Prearrival Instructions . . . . .	0	0.00%
I21 Restrain Patient . . . . .	0	0.00%
I22 Spinal Immobilization . . . . .	0	0.00%
I23 Splint Extremities . . . . .	0	0.00%
I24 Suction/Aspirate . . . . .	0	0.00%
I25 No Treatment . . . . .	1	100.00%
I26 Other . . . . .	0	0.00%
<b>Total:</b>	1	

Field	Number	% of Total
<b>From NFIRS - 6</b>		
<b>Safety Equipment - J</b>		
J1 Safety/Seat Belts . . . . .	0	0.00%
J2 Child Safety Seat . . . . .	0	0.00%
J3 Airbag . . . . .	0	0.00%
J4 Helmet . . . . .	0	0.00%
J5 Protective Clothing . . . . .	0	0.00%
J6 Flotation Device . . . . .	0	0.00%
J7 None . . . . .	0	0.00%
J8 Other . . . . .	0	0.00%
J9 Undetermined . . . . .	0	0.00%
<b>Total:</b>	<b>0</b>	
<b>Cardiac Arrest - K</b>		
K1 Pre-arrival Arrest . . . . .	0	0.00%
K2 Arrest Witnessed . . . . .	0	0.00%
K3 Bystander CPR . . . . .	0	0.00%
K4 Post-arrival Arrest . . . . .	0	0.00%
<b>Total:</b>	<b>0</b>	
<b>Initial Level of Provider - L1</b>		
1 First responder . . . . .	1	100.00%
<b>Total:</b>	<b>1</b>	

PLAINWELL DEPT PUB SAFETY, PLAINWELL, MICHIGAN 49080

FireTools Summary Standard Report  
For the Year of 2020

Printed: 01/14/2021

**Incident Responses**

Number of Incidents Without Exposures . . . . .	44
Number of Exposures . . . . .	0
Number of Incidents by Station . . . . .	44
Number of Incidents by Shift	
Number of Incidents - Shift 0 . . . . .	44
Number of Alarms . . . . .	44
Number of Alarms by Station . . . . .	44
Aid Given or Received	
Given . . . . .	17
Received . . . . .	7
Number of Casualties	
Injuries, Fire Service . . . . .	0
Injuries, Civilian . . . . .	0
Fatalities, Fire Service . . . . .	0
Fatalities, Civilian . . . . .	1

**Personnel Responses**

---

Personnel Responses - Total . . . . .	290
Personnel Responses - Station . . . . .	290
Average Response Time by Station (Minutes) . . . . .	6.27
Average Response Time - Station . . . . .	6.27
Average Response Time by Shift (Minutes)	
Average Response Time - Shift 0 . . . . .	6.27
Average Dispatch to Enroute Time by Station (Minutes) . . . . .	0.00
Average Dispatch to Enroute Time - Station . . . . .	0.00



Resources

Average Distance, Station to Scene (Miles) . . . . .	0
Average Distance, Station to Scene - Station . . . . .	0
Gallons of Water Used . . . . .	0
Gallons of Water Used by Station . . . . .	0

Apparatus Used

	<u>Miles</u>	<u>Hrs:Min</u>	<u>Times Used</u>
Car 1 Patrol . . . . .		0:00	0
CAR 2 DETECTIVE CAR . . . . .		0:00	0
Car 3 Patrol . . . . .		0:00	0
Car 4 Patrol . . . . .		0:00	0
Car 5 . . . . .		0:00	0
Car 6 2020 Ford Explorer . . . . .		0:00	0
ENG10 ENGINE 10 . . . . .		0:00	0
ENG11 Engine 11 . . . . .		0:00	0
ENG17 PUMPER . . . . .		0:00	0
OTHER Other Apparatus . . . . .		0:00	0
POV Privately Owned Vehicle . . . . .		0:00	0
STNBY Standby . . . . .		0:00	0
TRK15 Mini-Pumper . . . . .		0:00	0
TRK60 Pick-up . . . . .		0:00	0
TRK61 SQUAD 61 . . . . .		0:00	0
TRK62 Chevy Tahoe . . . . .		0:00	0
TRK63 PRIME MOVER . . . . .		0:00	0

**Property and Contents Report**

**Property Value**

Value Range	Number of Incidents
\$0 . . . . .	40
\$1 - \$5,000 . . . . .	1
\$5,001 - \$10,000 . . . . .	1
\$10,001 - \$20,000 . . . . .	0
\$20,001 - \$50,000 . . . . .	0
\$50,001 - \$100,000 . . . . .	1
\$100,001 - \$200,000 . . . . .	0
\$200,001 - \$500,000 . . . . .	1
\$500,001 - \$1,000,000 . . . . .	0
\$1,000,001 - up . . . . .	0

Property Value . . . . \$339,000

**Property Loss**

Value Range	Number of Incidents
\$0 . . . . .	40
\$1 - \$5,000 . . . . .	1
\$5,001 - \$10,000 . . . . .	2
\$10,001 - \$20,000 . . . . .	0
\$20,001 - \$50,000 . . . . .	0
\$50,001 - \$100,000 . . . . .	1
\$100,001 - \$200,000 . . . . .	0
\$200,001 - \$500,000 . . . . .	0
\$500,001 - \$1,000,000 . . . . .	0
\$1,000,001 - up . . . . .	0

Property Loss . . . . \$124,000

**Contents Value**

Value Range	Number of Incidents
\$0 . . . . .	42
\$1 - \$5,000 . . . . .	1
\$5,001 - \$10,000 . . . . .	0
\$10,001 - \$20,000 . . . . .	0
\$20,001 - \$50,000 . . . . .	0
\$50,001 - \$100,000 . . . . .	1
\$100,001 - \$200,000 . . . . .	0
\$200,001 - \$500,000 . . . . .	0
\$500,001 - \$1,000,000 . . . . .	0
\$1,000,001 - up . . . . .	0

Contents Value . . . . \$80,100

**Contents Loss**

Value Range	Number of Incidents
\$0 . . . . .	41
\$1 - \$5,000 . . . . .	2
\$5,001 - \$10,000 . . . . .	0
\$10,001 - \$20,000 . . . . .	0
\$20,001 - \$50,000 . . . . .	1
\$50,001 - \$100,000 . . . . .	0
\$100,001 - \$200,000 . . . . .	0
\$200,001 - \$500,000 . . . . .	0
\$500,001 - \$1,000,000 . . . . .	0
\$1,000,001 - up . . . . .	0

Contents Loss . . . . \$40,200

PLAINWELL DEPT PUB SAFETY, PLAINWELL, MICHIGAN 49080

Incident List for 01/01/2020 through 12/31/2020

Printed: 01/14/2021

Inc. No. - Exp.	Date	Disp. Time	Total Hr:Mn:Sc	No. Resp.	Sta. Location
0000016-000	01/03/2020	11:49	11:41:00	6	2127 110th AVE
0000064-000	10/16/2020	12:33	0:27:00	4	1265 W 102nd Ave AVE
0000065-000	10/17/2020	14:10	2:31:00	9	932 James ST
0000171-000	01/23/2020	07:16	0:40:00	8	Allegan street/M-89 and US131
0000237-000	02/01/2020	08:30	4:40:00	5	1116 N Apple CT
0000323-000	02/13/2020	03:04	0:56:00	0	551 Allegan ST
0000337-000	02/15/2020	20:10	0:33:00	9	338 W Morrell ST
0000437-000	03/02/2020	10:20	0:16:00	6	253 Lesa ST
0000498-000	03/08/2020	17:13	1:00:00	11	200 Walnut Woods Ct ST
0000555-000	03/20/2020	00:28	0:12:00	1	751 Wakefield ST
0000556-000	03/20/2020	01:12	0:17:00	1	215 Washington ST
0000557-000	03/19/2020	23:19	2:36:00	9	711 E Allegan
0000573-000	03/16/2020	15:52	0:04:00	1	891 Riverview DR
0000674-000	04/06/2020	19:13	0:08:00	10	378 W Hammond ST
0000708-000	04/10/2020	13:47	0:40:00	8	133 Court ST
0000744-000	04/16/2020	12:44	0:45:00	11	334 W Franklin ST
0000750-000	04/17/2020	14:14	1:17:00	5	N 131 ST
0000783-000	04/21/2020	14:02	2:50:00	14	427 HICKS ST
0000867-000	05/02/2020	21:44	0:20:00	3	1028 S Apple CT
0000971-000	05/17/2020	11:46	0:15:00	10	691 W Bridge ST
0001081-000	06/01/2020	17:03	0:22:00	10	411 Naomi ST
0001112-000	06/05/2020	12:55	0:40:00	12	320 = Brigham ST
0001326-000	07/04/2020	11:42	0:23:00	7	219 N. Main ST
0001372-000	07/08/2020	23:15	2:05:00	8	212 S Woodhams ST
0001374-000	07/09/2020	11:52	0:16:00	2	208 E Plainwell ST
0001454-000	07/20/2020	08:46	0:34:00	5	US 131 and M89 OVERPASS
0001659-000	08/16/2020	16:57	2:20:00	8	320 Brigham ST
0001714-000	08/23/2020	17:29	1:22:00	8	1342 109th AVE
0001863-000	09/13/2020	17:38	0:36:00	9	1248 106th AVE
0001928-000	09/23/2020	05:48	2:57:00	9	422 W Allegan ST
0001965-000	09/28/2020	07:44	0:15:00	4	736 S Farmer ST
0002166-000	10/23/2020	08:40	0:23:00	5	111 E 1ST AVE
0002168-000	10/23/2020	15:10	0:12:00	3	800 E Bridge ST
0002322-000	11/12/2020	19:02	2:19:00	8	462 105th AVE
0002325-000	11/13/2020	04:03	4:37:00	8	N US 131 HWY
0002331-000	11/13/2020	23:04	1:17:00	1	551 Allegan ST
0002350-000	11/16/2020	10:34	0:19:00	6	N 131 ST
0002382-000	11/19/2020	20:46	0:45:00	12	N US 131 ST
0002475-000	12/05/2020	12:39	0:26:00	7	717 Benhoy ST
0002487-000	12/07/2020	12:41	1:17:00	7	245 FLORENCE ST
0002503-000	12/10/2020	14:01	4:24:00	9	N US 131 HWY
0002521-000	12/13/2020	15:36	1:06:00	6	S US 131 Ramp 005F RAMP
0002532-000	12/13/2020	19:50	0:10:00	1	203 W Bridge ST

Incident List for 01/01/2020 through 12/31/2020

Inc. No. - Exp.	Date	Disp. Time	Total Hr:Mn:Sc	No. Resp.	Sta. Location
0002615-000	12/25/2020	13:41	0:12:00	4	320 Brigham ST

						Incidents by Shift Including Exposures				
No. Resp.	Total Hr:Mn:Sc	Prop. Loss	Cont. Loss	0	1	2	3	4		
<i>Totals:</i>	290	61:25:00	\$ 124,000	\$ 40,200	44	0	0	0	0	

The total number of incidents, including exposure fires is 44.

The number of exposure fires is 0.

The average dispatch to enroute time is 0.00 minutes.

The average response (disp. to arrival) time is 6.27 minutes.

The average mileage is 0.0 miles.

## PLAINWELL DEPT PUB SAFETY, PLAINWELL, MICHIGAN 49080

Incident List for 01/01/2020 through 12/31/2020

Printed: 01/14/2021

Inc. No. - Exp.	Date	Disp. Time	Total Hr:Mn:Sc	No. Resp.	Sta.	Incident Type
0000016-000	01/03/2020	11:49	11:41:00	6	111	Building fire
0000064-000	10/16/2020	12:33	0:27:00	4	131	Passenger vehicle fire
0000065-000	10/17/2020	14:10	2:31:00	9	111	Building fire
0000171-000	01/23/2020	07:16	0:40:00	8	322	Motor vehicle accident with injuries
0000237-000	02/01/2020	08:30	4:40:00	5	311	Medical assist, assist EMS crew
0000323-000	02/13/2020	03:04	0:56:00	0	422	Chemical spill or leak
0000337-000	02/15/2020	20:10	0:33:00	9	111	Building fire
0000437-000	03/02/2020	10:20	0:16:00	6	113	Cooking fire, confined to container
0000498-000	03/08/2020	17:13	1:00:00	11	111	Building fire
0000555-000	03/20/2020	00:28	0:12:00	1	735	Alarm system sounded due to malfunction
0000556-000	03/20/2020	01:12	0:17:00	1	733	Smoke detector activation due to malfunction
0000557-000	03/19/2020	23:19	2:36:00	9	111	Building fire
0000573-000	03/16/2020	15:52	0:04:00	1	611	Dispatched & canceled en route
0000674-000	04/06/2020	19:13	0:08:00	10	611	Dispatched & canceled en route
0000708-000	04/10/2020	13:47	0:40:00	8	651	Smoke scare, odor of smoke
0000744-000	04/16/2020	12:44	0:45:00	11	111	Building fire
0000750-000	04/17/2020	14:14	1:17:00	5	131	Passenger vehicle fire
0000783-000	04/21/2020	14:02	2:50:00	14	111	Building fire
0000867-000	05/02/2020	21:44	0:20:00	3	531	Smoke or odor removal
0000971-000	05/17/2020	11:46	0:15:00	10	735	Alarm system sounded due to malfunction
0001081-000	06/01/2020	17:03	0:22:00	10	730	System malfunction, other
0001112-000	06/05/2020	12:55	0:40:00	12	322	Motor vehicle accident with injuries
0001326-000	07/04/2020	11:42	0:23:00	7	342	Search for person in water
0001372-000	07/08/2020	23:15	2:05:00	8	324	Motor vehicle accident with no injuries
0001374-000	07/09/2020	11:52	0:16:00	2	651	Smoke scare, odor of smoke
0001454-000	07/20/2020	08:46	0:34:00	5	324	Motor vehicle accident with no injuries
0001659-000	08/16/2020	16:57	2:20:00	8	651	Smoke scare, odor of smoke
0001714-000	08/23/2020	17:29	1:22:00	8	111	Building fire
0001863-000	09/13/2020	17:38	0:36:00	9	111	Building fire
0001928-000	09/23/2020	05:48	2:57:00	9	324	Motor vehicle accident with no injuries
0001965-000	09/28/2020	07:44	0:15:00	4	611	Dispatched & canceled en route
0002166-000	10/23/2020	08:40	0:23:00	5	641	Vicinity alarm (incident in other location)
0002168-000	10/23/2020	15:10	0:12:00	3	730	System malfunction, other
0002322-000	11/12/2020	19:02	2:19:00	8	111	Building fire
0002325-000	11/13/2020	04:03	4:37:00	8	131	Passenger vehicle fire
0002331-000	11/13/2020	23:04	1:17:00	1	411	Gasoline or other flammable liquid spill
0002350-000	11/16/2020	10:34	0:19:00	6	611	Dispatched & canceled en route
0002382-000	11/19/2020	20:46	0:45:00	12	130	Mobile property (vehicle) fire, other
0002475-000	12/05/2020	12:39	0:26:00	7	735	Alarm system sounded due to malfunction
0002487-000	12/07/2020	12:41	1:17:00	7	111	Building fire
0002503-000	12/10/2020	14:01	4:24:00	9	322	Motor vehicle accident with injuries
0002521-000	12/13/2020	15:36	1:06:00	6	322	Motor vehicle accident with injuries
0002532-000	12/13/2020	19:50	0:10:00	1	735	Alarm system sounded due to malfunction

- Incident List for 01/01/2020 through 12/31/2020

Inc. No. - Exp.	Date	Disp. Time	Total Hr:Mn:Sc	No. Resp.	Sta.	Incident Type
0002615-000	12/25/2020	13:41	0:12:00	4	745	Alarm system activation, no fire - unintentional

Incidents by Shift Including Exposures

	No. Resp.	Total Hr:Mn:Sc	Prop. Loss	Cont. Loss	0	1	2	3	4
<i>Totals:</i>	290	61:25:00	\$ 124,000	\$ 40,200	44	0	0	0	0

The total number of incidents, including exposure fires is 44.  
 The number of exposure fires is 0.  
 The average dispatch to enroute time is 0.00 minutes.  
 The average response (disp. to arrival) time is 6.27 minutes.  
 The average mileage is 0.0 miles.

# Call For Service By Area Report

**Print Date/Time:** 01/19/2021 13:13  
**Login ID:** allegancountyjsausaman  
**Layer:** ORI  
**Agency Type:** Police, Fire, EMS  
**Areas:** MI0367000

**From Date:** 01/01/2020 00:00(Continuous)  
**To Date:** 12/31/2020 23:59  
**CFS Type:** All

**Report Type:** Detail

	JAN	FEB	MAR	APR	MAY	JUNE	JULY	AUG	SEP	OCT	NOV	DEC	TOTALS
<b>MI0367000</b>													
1038	18	19	7	5	2	7	13	6	11	10	7	9	114
1046	1	1	1	0	1	0	0	1	1	1	0	1	8
911 WELFARE	5	8	2	5	4	4	1	7	9	18	14	22	99
A New Call	9	4	13	13	15	10	6	5	8	9	7	4	103
ABANDON 911	1	3	2	0	2	4	1	3	3	3	3	1	26
ABANDONED VEHICLE	0	2	1	0	0	0	2	0	2	0	0	1	8
ABDOMINAL PAIN	0	0	4	2	2	0	0	0	3	2	1	0	14
ALARM	5	1	7	4	7	6	6	4	2	2	4	5	53
AMBULANCE	14	19	17	3	8	8	14	14	13	13	12	27	162
ANIMAL (GENERAL)	1	1	1	2	1	1	1	3	2	0	1	2	16
ANIMAL BITE	0	0	1	1	2	0	1	0	0	0	1	1	7
ANIMAL WELFARE	1	0	1	0	1	1	1	1	0	0	0	0	6
ARMED ROBBERY	0	0	0	0	0	0	0	0	0	1	0	0	1
ASSAULT	5	1	1	2	2	2	1	2	2	1	2	4	25
ASSAULT/SEXUAL	2	0	0	0	0	0	0	0	0	0	0	0	2
ASSIST OTHER AGENCIES	10	8	5	8	6	8	6	7	9	8	7	5	87
ATTEMPT TO LOCATE	7	2	1	0	1	1	0	2	2	1	1	3	21
ATTEMPT TO SERVE	0	0	1	0	0	1	0	3	1	8	1	0	15
BACK PAIN	0	0	0	1	0	0	1	0	0	2	3	4	11
BARKING DOG	0	0	1	2	0	1	0	0	0	0	1	0	5
BOATING/MARINE	0	0	0	1	1	3	7	0	0	0	0	0	12
BOL	5	8	12	13	9	25	24	21	20	11	15	8	171
BOND VIOLATION	0	0	0	0	0	0	0	0	0	2	0	0	2
BREAKING & ENT	0	0	0	0	1	0	1	1	0	0	3	1	7
BREATHALYZER	3	2	1	0	2	0	0	0	0	0	0	0	8

# Call For Service By Area Report

**Print Date/Time:** 01/19/2021 13:13  
**Login ID:** allegancountyjsausaman  
**Layer:** ORI  
**Agency Type:** Police, Fire, EMS  
**Areas:** MI0367000

**From Date:** 01/01/2020 00:00(Continuous)  
**To Date:** 12/31/2020 23:59  
**CFS Type:** All

**Report Type:** Detail

	JAN	FEB	MAR	APR	MAY	JUNE	JULY	AUG	SEP	OCT	NOV	DEC	TOTALS
BREATHING PROBLEMS	7	10	0	3	0	1	10	4	16	5	9	3	68
CAR/DEER	0	0	0	0	1	0	0	1	0	4	2	0	8
CARDIAC/RESP ARREST	2	3	0	2	6	0	0	5	2	0	0	3	23
CHEST PAIN	8	8	2	2	3	0	4	6	11	2	1	8	55
CHILD ABUSE	1	3	3	0	0	1	0	0	0	0	0	0	8
CHOKING	0	0	0	2	0	0	0	1	0	0	0	0	3
CIVIL	8	8	8	12	14	10	10	9	9	11	6	7	112
CONCEALED WEAPON	0	0	0	0	0	0	0	1	0	0	0	0	1
CONSERVATION	0	0	0	0	2	0	0	0	1	1	0	0	4
CONT TO MINORS	0	0	0	0	0	0	0	1	0	0	1	0	2
CONVULSION/SEIZURE	0	3	2	2	0	0	2	2	5	4	0	0	20
CSC	0	1	2	0	1	0	1	0	1	1	0	0	7
CUSTODY DISPUTE	0	0	0	1	1	1	0	0	3	4	2	2	14
DEATH INVESTIGATION	1	1	1	1	0	0	0	0	2	1	1	0	8
DIABETIC PROBLEMS	2	0	0	0	0	2	3	0	0	3	0	0	10
DISORDERLY PERSON	0	1	1	0	4	4	5	4	2	0	2	3	26
DOMESTIC ASSAULT	3	3	4	3	4	1	2	1	1	2	5	1	30
DRIVING W LIC SUSP	2	2	2	0	1	4	3	3	4	2	3	2	28
DRUGS	4	1	2	1	1	2	0	4	4	0	0	2	21
EMD	1	2	5	1	2	1	4	3	6	3	2	1	31
EOC CALLOUT	0	0	0	1	0	0	0	0	0	0	0	0	1
EXP OPS	0	0	0	0	0	1	0	1	0	0	1	0	3
FALLS	10	8	13	8	13	9	2	9	15	9	10	10	116
FIGHT	0	0	0	0	0	0	1	1	0	0	0	0	2
FIRE	0	0	5	11	1	0	4	4	0	0	3	0	28
FIRE ALARM	3	5	5	3	4	3	8	3	2	8	0	8	52



# Call For Service By Area Report

**Print Date/Time:** 01/19/2021 13:13  
**Login ID:** allegancountyjsausaman  
**Layer:** ORI  
**Agency Type:** Police, Fire, EMS  
**Areas:** MI0367000

**From Date:** 01/01/2020 00:00(Continuous)  
**To Date:** 12/31/2020 23:59  
**CFS Type:** All

**Report Type:** Detail

	JAN	FEB	MAR	APR	MAY	JUNE	JULY	AUG	SEP	OCT	NOV	DEC	TOTALS
FIREWORKS	0	0	0	0	1	0	2	0	0	0	0	0	3
FLEEING ELUDING	1	0	1	0	0	0	0	0	0	0	0	0	2
FOLLOW UP	6	9	5	2	4	7	4	2	5	11	7	8	70
FRAUD	1	4	2	3	2	1	2	4	2	2	3	4	30
FUNERAL TRAFFIC	0	1	0	0	0	0	0	0	0	0	0	0	1
GAS ODOR	2	0	3	0	1	0	2	0	0	0	1	1	10
GENERAL PUBLIC ASST	17	10	8	20	14	12	17	5	10	21	15	8	157
HARASSMENT	3	3	1	1	1	1	3	1	2	1	0	1	18
HAZMAT	0	1	0	0	0	0	0	0	0	0	1	0	2
HEADACHE	0	2	0	0	0	0	0	0	2	0	0	0	4
HEALTH SAFETY	1	0	3	5	8	2	6	1	1	0	3	1	31
HEART PROBLEMS	3	0	0	2	0	0	0	0	1	0	0	0	6
HEMORRHAGE/LAC	3	1	4	2	4	3	3	0	4	1	2	0	27
HIT & RUN	1	0	2	1	5	2	0	0	1	0	0	3	15
ILLEGAL BURN	0	0	0	4	2	1	0	0	0	0	0	0	7
INSTRUCTIONAL	0	0	0	0	0	0	0	0	0	2	4	0	6
INTOX SUBJECT	1	1	0	0	0	0	0	0	1	1	1	0	5
JUVENILE DELINQUENT	2	0	0	1	2	3	0	2	1	1	2	1	15
K-9	1	0	0	0	0	0	0	0	2	0	0	0	3
LAND LORD TENANT	0	0	0	1	0	1	0	0	0	0	0	0	2
LARCENY	5	2	7	5	5	7	2	2	2	2	4	3	46
LEWD	0	0	1	1	0	1	0	0	1	0	0	1	5
LIFT ASSIST	1	0	1	1	0	0	1	2	1	0	1	0	8
LIQUOR VIOLATION	0	1	0	0	0	0	0	1	0	0	0	0	2
LOCKOUT	2	9	2	3	4	6	5	1	1	5	4	4	46
LOST AND FOUND	1	0	0	3	1	2	0	2	2	1	1	0	13

# Call For Service By Area Report

**Print Date/Time:** 01/19/2021 13:13  
**Login ID:** allegancounty\jsausaman  
**Layer:** ORI  
**Agency Type:** Police, Fire, EMS  
**Areas:** MI0367000

**From Date:** 01/01/2020 00:00(Continuous)  
**To Date:** 12/31/2020 23:59  
**CFS Type:** All

**Report Type:** Detail

	JAN	FEB	MAR	APR	MAY	JUNE	JULY	AUG	SEP	OCT	NOV	DEC	TOTALS
LOUD NOISE	1	1	5	10	2	1	1	0	3	0	2	2	28
MALICIOUS DESTR	0	3	2	1	0	1	3	6	0	2	2	0	20
MEDICAL ALARM	2	0	0	0	0	0	0	0	0	0	0	0	2
MEDICAL EXAMINER	3	2	1	1	1	0	0	1	2	1	1	0	13
MENTAL SUBJECT	0	1	3	0	2	0	0	1	0	1	2	1	11
MISSING PERSON	1	0	2	1	1	4	0	1	1	5	5	0	21
MOTORIST ASSIST	2	2	1	0	1	3	3	0	0	2	0	2	16
MUTUAL AID	0	0	0	0	0	0	0	0	0	0	1	0	1
NEIGHBOR DISP	0	0	0	1	2	1	0	0	0	0	0	0	4
NO OPS	1	1	0	0	2	1	0	3	0	1	2	2	13
OFFICER ON FOOT	2	2	1	0	0	0	0	0	0	0	1	0	6
OPEN DOOR	0	0	0	0	0	0	2	0	0	1	1	0	4
ORDINANCE VIOLATION	0	1	1	0	1	2	3	0	0	0	0	0	8
OUID	0	0	0	1	0	0	1	0	0	0	0	0	2
OVERDOSE/POISONING	0	0	0	0	0	0	2	0	0	0	1	0	3
OWI	2	1	1	1	0	1	4	2	3	3	0	1	19
PARKING	0	1	0	0	0	0	2	1	2	0	0	2	8
PD ACCIDENT	10	5	3	2	5	8	12	4	4	9	3	10	75
PEACE OFFICER	2	1	4	0	6	7	3	3	5	4	4	9	48
PI ACCIDENT	5	0	0	0	0	2	11	0	1	0	3	3	25
PPO SERVICE	0	0	0	0	1	0	0	0	0	0	0	1	2
PPO VIOLATION	0	0	0	2	0	2	0	0	0	1	0	2	7
PREGNANCY	0	0	0	0	0	0	0	2	0	0	0	0	2
PRIV PROP ACC	2	0	0	1	0	1	1	3	2	0	2	0	12
PRIV PROP IMPOUND	1	0	2	1	1	0	1	0	0	1	1	2	10
PROB/PAROLE VIOL	1	1	1	0	1	1	0	0	0	0	0	0	5

# Call For Service By Area Report

**Print Date/Time:** 01/19/2021 13:14  
**Login ID:** allegancountyjsausaman  
**Layer:** ORI  
**Agency Type:** Police, Fire, EMS  
**Areas:** MI0367000

**From Date:** 01/01/2020 00:00(Continuous)  
**To Date:** 12/31/2020 23:59  
**CFS Type:** All

**Report Type:** Detail

	JAN	FEB	MAR	APR	MAY	JUNE	JULY	AUG	SEP	OCT	NOV	DEC	TOTALS
PROPERTY INSPECTION	0	0	0	1	0	0	0	0	0	0	0	0	1
PROWLER	0	0	0	0	0	0	0	0	0	1	0	0	1
PSYCHIATRIC	4	1	1	0	2	0	7	4	3	1	2	3	28
RECKLESS DRIVER	0	0	1	0	2	0	0	0	0	0	0	1	4
RECOVERED UDAA	0	0	0	1	0	0	0	0	0	0	0	0	1
REPO	0	0	0	0	0	0	0	1	1	0	0	0	2
RESIST & OBSTRUCT	0	0	0	0	0	0	0	0	1	0	0	0	1
ROAD HAZARD	2	8	2	1	5	6	4	2	7	6	1	2	46
ROAD RAGE	0	0	0	1	0	0	0	0	0	1	0	0	2
RUNAWAY	1	0	1	0	0	0	0	0	0	1	0	0	3
RUNNING DOG	2	2	2	3	2	1	3	1	0	3	1	1	21
SEX OFFENDER REG	0	0	0	0	1	0	0	0	0	0	0	0	1
SHOPLIFTING	0	0	0	0	0	0	0	0	0	2	2	0	4
SICK PERSON	7	11	8	12	4	3	6	12	10	7	9	4	93
SILENT OBSERVER	0	0	1	0	0	0	0	0	0	0	1	0	2
SITTING CENTRAL	7	4	4	4	0	7	10	13	7	10	10	10	86
SMOKE INVESTIGATION	0	0	2	0	2	0	0	0	0	1	0	0	5
STALKING	0	0	0	0	0	0	0	0	0	0	1	0	1
STROKE	0	1	4	2	1	0	3	5	2	2	0	2	22
SUBPOENA SERVICE	2	0	1	0	0	0	0	1	1	0	2	0	7
SUICIDAL SUBJECT	4	0	3	4	1	0	2	1	0	0	6	1	22
SUSPICIOUS SIT	14	22	38	34	17	16	18	26	20	22	12	18	257
THREATS	2	2	0	2	2	1	1	1	1	1	1	1	15
TRAFFIC STOP	1	0	0	0	1	0	1	0	1	2	0	0	6
TRAFFIC VIOLATION	0	1	1	0	0	0	0	1	0	1	0	0	4
TRANSFER/INTERFACILITY	5	5	8	7	6	11	6	15	10	10	11	9	103

# Call For Service By Area Report

**Print Date/Time:** 01/19/2021 13:14  
**Login ID:** allegancountyjsausaman  
**Layer:** ORI  
**Agency Type:** Police, Fire, EMS  
**Areas:** MI0367000

**From Date:** 01/01/2020 00:00(Continuous)  
**To Date:** 12/31/2020 23:59  
**CFS Type:** All

**Report Type:** Detail

	JAN	FEB	MAR	APR	MAY	JUNE	JULY	AUG	SEP	OCT	NOV	DEC	TOTALS
TRANSPORT	38	40	24	21	28	27	26	26	29	36	16	20	331
TRAUMATIC INJURIES	4	0	0	0	0	3	3	0	0	0	2	1	13
TREE DOWN	0	0	0	3	0	1	0	0	0	0	0	0	4
TRESPASSING	1	0	0	2	1	1	0	6	2	3	1	1	18
TRUANCY	1	2	0	0	0	0	0	0	0	1	0	1	5
UDAA-STOLEN VEHICLE	0	1	0	0	0	0	0	0	0	0	0	1	2
UNCONS/FAINING	2	0	1	0	2	9	2	9	0	5	5	1	36
UNKNOWN ACCIDENT	3	2	0	0	0	1	1	0	0	2	0	0	9
UNKNOWN PROBLEM	0	2	5	1	0	6	1	5	1	2	4	0	27
UNKNOWN SITUATION	1	0	2	1	1	1	0	1	0	1	0	2	10
VEHICLE In The DITCH	3	2	0	0	0	0	0	0	0	0	0	0	5
VIN INSPECTION	1	0	0	0	0	0	0	1	0	0	0	0	2
WARRANT ARREST	5	5	1	0	1	1	2	0	6	1	0	1	23
WEAPONS	0	0	0	0	1	1	0	1	0	0	1	2	6
WELFARE CHECK	7	12	11	9	9	14	15	19	13	16	8	11	144
WIRE DOWN	0	0	0	1	0	4	3	3	1	2	2	0	16
<b>MI0367000 Totals:</b>	<b>342</b>	<b>327</b>	<b>322</b>	<b>302</b>	<b>294</b>	<b>320</b>	<b>355</b>	<b>347</b>	<b>350</b>	<b>371</b>	<b>309</b>	<b>313</b>	<b>3952</b>
<b>Totals</b>	<b>342</b>	<b>327</b>	<b>322</b>	<b>302</b>	<b>294</b>	<b>320</b>	<b>355</b>	<b>347</b>	<b>350</b>	<b>371</b>	<b>309</b>	<b>313</b>	<b>3952</b>

## Water Renewal

Superintendent: Bryan Pond

December 2020



### Significant Department Actions and Results

The VFD for the W. digester mixing failed and is in the process of being ordered and installed.

The plant SCADA computer replacement was approved and is placed on order, the computer has been hanging up with no technical solutions available. The server size and software will be upgraded.

The annual Storm Water Pollution Prevention Plan was submitted to EGLE as part of our NPDES permit, no deficiencies were noted.

### Pending Items (including CIP)

No capital projects approved this fiscal year

### Expenditure Summary/Issues

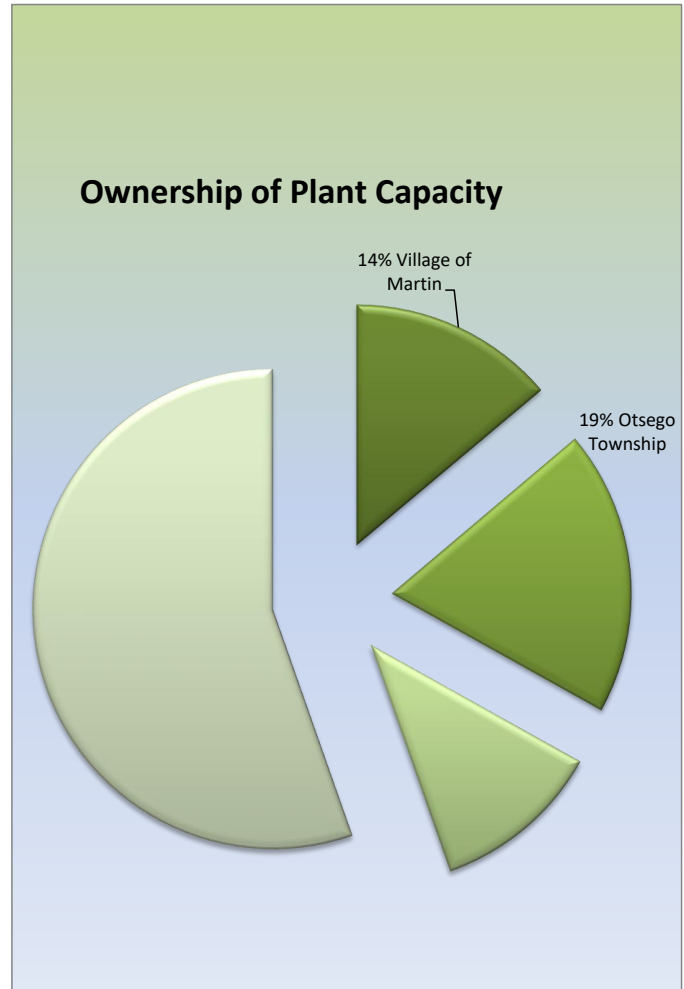
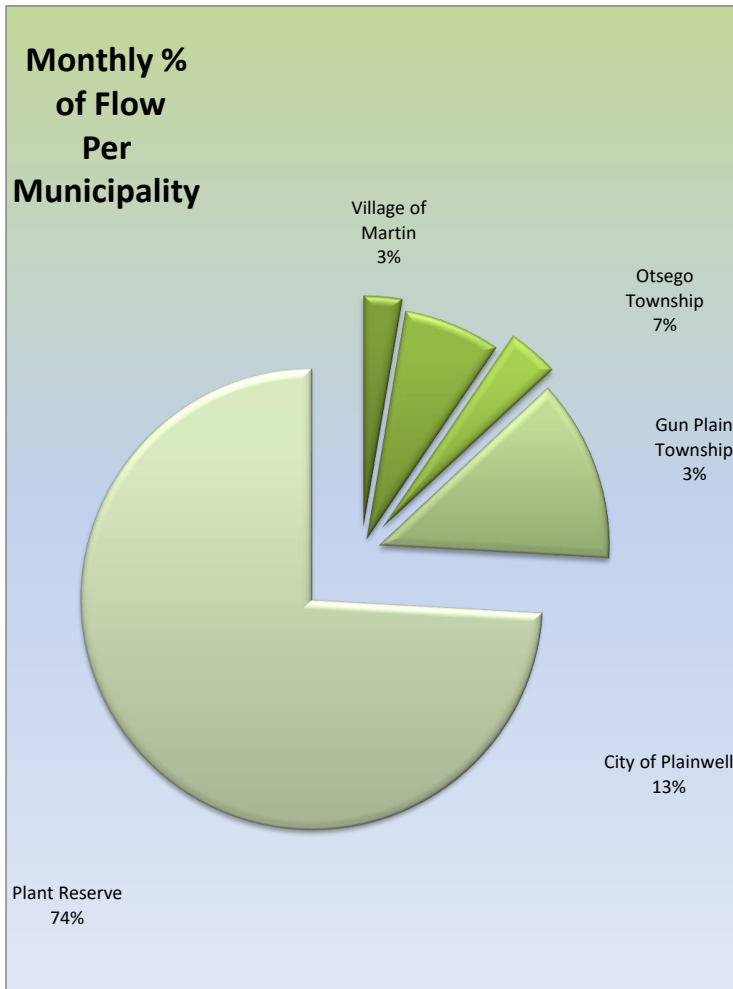
(budgeted)

(completed)

## Monthly Flow Data

Our permitted volume of treatment is 1,300,000 gallons per day. The table and graph below shows the breakdown of average monthly flow from our customer communities, the percent ownership of our customer communities.

	Total Gallons	Permitted Daily Flow Gallons	Reserve	Ownership of Plant Capacity
<b>Village of Martin</b>	732,535			
Gun River MH Park	354,000			
US 131 Motor Sports Park	0			
<b>Total:</b>	1,086,535			
<b>AVG. DAILY:</b>	38,805	180,000	78%	14%
<b>Otsego Township</b>	<b>Total:</b> 2,748,400			
	<b>AVG. DAILY:</b> 98,157	250,000	61%	19%
<b>Gun Plain Township</b>	<b>Total:</b> 1,068,000			
North Point Church	0			
North 10th Street	216,523			
Gores Addition	157,000			
<b>AVG. DAILY</b>	51,483	150,000	66%	12%
<b>City of Plainwell</b>	<b>Total:</b> 5154776			
	<b>AVG. DAILY:</b> 166283.11	720,000	77%	55%
<b>Avg. Daily Plant Flow from entire service district</b>	0.32			



## State Required Reporting Compatible Pollutants

MI State Requirement	City Benchmark	Monthly Avg. Reported/MDEQ
----------------------	----------------	----------------------------

**Carbonaceous Biochemical oxygen demand (CBOD-5):**

25 mg/l	15	11.48
---------	----	-------

*This test measures the amount of oxygen consumed by bacteria during the decomposition of organic materials. Organic materials from wastewater treatment facility act as a food source for bacteria.*

**TOTAL SUSPENDED SOLIDS (TSS):**

30 mg/l	15	10
---------	----	----

*Includes all particles suspended in water which will not pass through a filter. As levels of TSS increase, a water body begins to lose its ability to support a diversity of aquatic life.*

**PHOSPHORUS (P):**

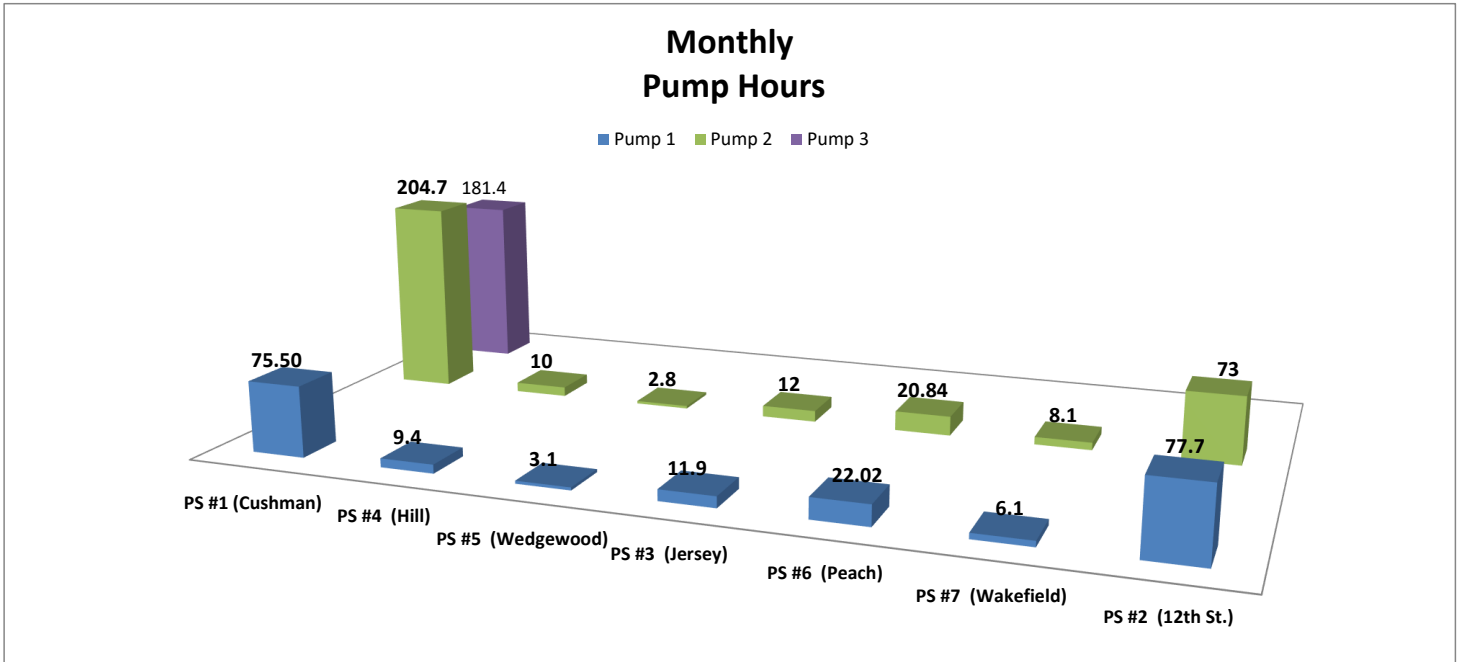
1.0 mg/l	0.45	0.29
----------	------	------

*Controlling phosphorous discharges is a key factor in preventing eutrophication of surface waters. Eutrophication is caused by water enrichment of inorganic plant nutrients. Eutrophication negatively effects water bodies due to increases in algal blooming, causing excessive plant growth which depletes dissolved oxygen in the river which is necessary for aquatic life to survive.*

**Total Coliform (COLI):**

200counts/ml	50	1
--------------	----	---

*A group of bacteria found in soil, on vegetation and in large numbers in the intestine of warm-blooded animals, including humans. Water is not a natural medium for coliform organisms and their presence in water is indicative of some type of contamination.*



Pumps convey the waste where gravity sewers cannot, run times are a indicator of how the station is operating and being maintained.

02/04/2021

INVOICE APPROVAL BY INVOICE REPORT FOR CITY OF PLAINWELL  
EXP CHECK RUN DATES 02/08/2021 - 02/08/2021  
BOTH JOURNALIZED AND UNJOURNALIZED OPEN AND PAID  
BANK CODE: UBAP

Vendor Code	Vendor Name	Description	Amount
000004	PLAINWELL AUTO SUPPLY INC		
	2021.01	JANUARY 2021 PARTS & SUPPLIES	677.06
TOTAL FOR: PLAINWELL AUTO SUPPLY INC			677.06
000009	CONSUMERS ENERGY		
	2021.01	STREET/TRAFFIC LIGHTS, 225 CUSHMAN, 934 IND PKWY	4,549.25
TOTAL FOR: CONSUMERS ENERGY			4,549.25
000010	RIDDERMAN & SONS OIL CO INC		
	138749	DPW DIESEL FUEL 01/15/21	465.27
TOTAL FOR: RIDDERMAN & SONS OIL CO INC			465.27
000013	RATHCO SAFETY SUPPLY INC		
	170265	SIGNS (2) - NAPA/DANCE CRAZE PARKING LOT	60.00
	170310	CROSS WALK/SPEED BUMP SIGNS - NAPA/DANCE CRAZE	122.50
TOTAL FOR: RATHCO SAFETY SUPPLY INC			182.50
000034	VERIZON		
	9871926578	CELL PHONE SERVICE 12/24/2020 - 01/23/2021	664.75
	9871926579	EOC/DPS PHONES 12/24/2020 - 12/23/2021	127.90
TOTAL FOR: VERIZON			792.65
000138	AMERICAN OFFICE SOLUTIONS		
	IN255546	DPS COPIER BASE & USAGE 12/22/2020 - 01/21/2021	124.34
TOTAL FOR: AMERICAN OFFICE SOLUTIONS			124.34
000153	FLEIS & VANDENBRINK INC		
	57891	MI CLEAN WATER FUNDING DWAM GRANT 2020	1,000.00
TOTAL FOR: FLEIS & VANDENBRINK INC			1,000.00
000155	BRAVE INDUSTRIAL FASTENER		
	152669	TRUCK #10 - PARTS	87.80
TOTAL FOR: BRAVE INDUSTRIAL FASTENER			87.80
000164	ETNA SUPPLY CO INC		
	S103843121.001	CLAMPS (2) FOR WATER VAN STOCK	502.00
	S103872827.001	2 METER YOKES - STOCK	200.00
TOTAL FOR: ETNA SUPPLY CO INC			702.00
000243	JIFFY PRINT		
	21831	DPS FOLDING CARDS, BUSINESS CARDS - RANTZ	364.95
	21839	BUSINESS CARDS - BOMAR	21.50
TOTAL FOR: JIFFY PRINT			386.45



000370	STATE SYSTEMS RADIO INC		
	2021011256	RADIO FOR NEW (USED) LOADER	426.25
TOTAL FOR: STATE SYSTEMS RADIO INC			426.25
000381	LAPHAM HEATING INC		
	988919	DPW OFFICE FURNACE REPAIR	196.00
TOTAL FOR: LAPHAM HEATING INC			196.00
000500	TRUCK & TRAILER SPECIALTIES, INC.		
	DSO007695	STEEL CYLINDER PLATES (2) FOR PLOW	108.38
TOTAL FOR: TRUCK & TRAILER SPECIALTIES, INC.			108.38
000520	WEST MICH ASSO CHIEF OF W M A C P		
	2021.01	2021 MEMBERSHIP - BOMAR, VARLEY	50.00
TOTAL FOR: WEST MICH ASSO CHIEF OF W M A C P			50.00
000531	CUMMINS SALES AND SERVICE		
	S3-94968	225 CUSHMAN LIFT STATION - PM SERVICE ON 11/05/20	525.45
TOTAL FOR: CUMMINS SALES AND SERVICE			525.45
000609	MIDWAY CHEVROLET		
	123796	#12 - HOSE & FITTING	161.48
TOTAL FOR: MIDWAY CHEVROLET			161.48
000624	AIS CONSTRUCTION-JOHNDEREER POWERPLN		
	G78815	PARTS FOR BACKHOE #89 & LOADER #60 REPAIRS	243.96
TOTAL FOR: AIS CONSTRUCTION-JOHNDEREER POWERPLN			243.96
000734	SAFETY-KLEEN SYSTEMS		
	85023486	DPW USED OIL RECYCLE SERVICE	299.90
TOTAL FOR: SAFETY-KLEEN SYSTEMS			299.90
000991	SAFETY SERVICES INC		
	78970	GAS MONITOR REPLACEMENT	398.85
	79237	CHAINSAW SAFETY EQUIPMENT	90.32
TOTAL FOR: SAFETY SERVICES INC			489.17
001043	BS&A SOFTWARE		
	133234	ASSESSING - ANNUAL SERVICE/SUPPORT 02/01/21 - 02/01/22	3,328.00
TOTAL FOR: BS&A SOFTWARE			3,328.00
001448	PROFESSIONAL CODE INSPECTIONS		
	6558	JANUARY 2021 PERMITS	759.00
TOTAL FOR: PROFESSIONAL CODE INSPECTIONS			759.00
001645	ALEXANDER CHEMICAL CORPORATION		
	29099	DPW - CONTAINER RENTAL FEE, HELD PAST GRACE DAYS	15.50
	30496	DPW - CONTAINER RENTAL FEE, HELD PAST GRACE DAYS	15.00
	31767	DPW - CONTAINER RENTAL FEE, HELD PAST GRACE DAYS	15.00
	35173	DPW - CONTAINER RENTAL FEE, HELD PAST GRACE DAYS	30.00
	35174	WR - CONTAINER RENTAL PAST GRACE DAYS	75.00
TOTAL FOR: ALEXANDER CHEMICAL CORPORATION			150.50

001748	REPUBLIC WASTE SERVICES		
	0249-006994703	DPW/CITY GARBAGE/RECYCLE - JAN/FEB 2021	166.10
	0249-006995100	WR GARBAGE SERVICE - JAN/FEB 2021	154.92
TOTAL FOR: REPUBLIC WASTE SERVICES			321.02
001829	PERCEPTIVE CONTROLS INC		
	14792	SECURITY FOR DOOR ALARMS - WELL #4, #7	2,825.00
TOTAL FOR: PERCEPTIVE CONTROLS INC			2,825.00
001854	MODEL FIRST AID		
	00000127146	DPW SAFETY SUPPLIES	64.10
	00000127148	DPS SAFETY/MEDICINE CABINET SUPPLIES	143.98
TOTAL FOR: MODEL FIRST AID			208.08
002018	CDW-G		
	6447888	CRUCIAL 8GB DDR4 RAM - SAW GRANT PURCHASE	85.26
TOTAL FOR: CDW-G			85.26
002323	BELLE TIRE		
	36327669	TRUCK #20 - TIRE	353.00
TOTAL FOR: BELLE TIRE			353.00
002402	STEENSMA LAWN & POWER EQUIPMENT		
	783957	PARTS FOR PUSH SALTER	19.47
TOTAL FOR: STEENSMA LAWN & POWER EQUIPMENT			19.47
002536	NORMAN BUILDERS		
	2021.01	SNOW PLOWING @ AIRPORT - JANUARY 2021	270.00
TOTAL FOR: NORMAN BUILDERS			270.00
002562	CITY OF ALLEGAN		
	0000009140	WATER TESTING OCTOBER - DECEMBER 2020	414.00
TOTAL FOR: CITY OF ALLEGAN			414.00
002650	FUEL MANAGEMENT SYSTEM/PACIFIC PRID		
	115007	DPS FUEL 01/16/2021 - 01/31/2021	482.19
TOTAL FOR: FUEL MANAGEMENT SYSTEM/PACIFIC PRID			482.19
002723	OMEGA RAIL MANAGEMENT		
	21-133072	WATER PIPELINE LEASE 03/25/2021 - 03/24/2022	824.00
TOTAL FOR: OMEGA RAIL MANAGEMENT			824.00
003036	ALLSHRED SERVICES		
	271675	SHREDDING SERVICES 01/19/2021	61.60
TOTAL FOR: ALLSHRED SERVICES			61.60
004195	NIEBOER HEATING & COOLING		
	0000021986	REPLACED SEQUENCER - LENNOX TIME DELAY RELAY	245.71
TOTAL FOR: NIEBOER HEATING & COOLING			245.71
004241	GHD SERVICES INC		

	1097688	UTILITIES/Common Area Maint. December 2020	2,087.52
TOTAL FOR: GHD SERVICES INC			2,087.52
004791	BIO TECH AGRONOMICS INC		
	2700	ANNUAL BIOSOLIDS DISPOSAL	18,200.20
TOTAL FOR: BIO TECH AGRONOMICS INC			18,200.20
004803	ARROW ENERGY INC		
	130155	AIRPORT FUEL 01/19/2021	6,006.71
TOTAL FOR: ARROW ENERGY INC			6,006.71
004811	KALAMAZOO RIVER WATERSHED COUNCIL		
	2021-21	LAKE ALLEGAN TMDL - POINT SOURCE 2021 ANNUAL FEE	600.00
TOTAL FOR: KALAMAZOO RIVER WATERSHED COUNCIL			600.00
004812	FISH WINDOW CLEANING		
	2647-92785	WINDOW CLEANING	22.00
TOTAL FOR: FISH WINDOW CLEANING			22.00
004814	WILLIAMS & WORKS		
	91556	PLANNING/ZONING ASSISTANCE THROUGH 12/31/2020	50.00
TOTAL FOR: WILLIAMS & WORKS			50.00
004832	QUALITY PRECAST INC		
	16990	NAPA PARKING LOT - SIGN POST	180.00
	17030	SEWER LATERAL @ 954 E BRIDGE/TOTAL PROP MGMT	439.13
TOTAL FOR: QUALITY PRECAST INC			619.13
004852	PACE ANALYTICAL SERVICES LLC		
	2150158198	MERCURY & EFFLUENT SAMPLES 1/12/2021	270.00
TOTAL FOR: PACE ANALYTICAL SERVICES LLC			270.00
004855	PLAINWELL ACE HARDWARE		
	6983	SPRAY PAINT FOR TRUCK	18.36
	6984	BATTERIES	31.16
	6988	WR CLEANING SUPPLIES	107.82
	7008	MISC FASTENERS - STOP SIGN JERSEY & HILL	4.96
	7009	MARKING PAINT - SHOP	5.99
	7026	NOZZLE FAN, HOSE NOZZLE, GLOVE - ICE RINK SHERWOC	35.97
	7034	HOSE PART & SPRINKLER - SHERWOOD ICE RINK	31.98
	7036	PART & SPRAY PAINT - #60	14.77
	7040	SCISSORS - FLOWER PROGRAM	19.99
	7057	PARTS - WATER SERVICE REPAIR 408 W BRIDGE	90.30
	7065	BLUE MARKING PAINT (12) - H2O DEPT/SHOP	71.17
TOTAL FOR: PLAINWELL ACE HARDWARE			432.47
004858	FERGUSON WATERWORKS		
	0120565	HYDRANT REPAIR PARTS	139.66
TOTAL FOR: FERGUSON WATERWORKS			139.66
004861	JGM VALVE		
	21-14361	REPLACEMENT PUMP	4,979.11

TOTAL FOR: JGM VALVE 4,979.11

005038                      BARNES & THORNBURG LLP  
                                  2431198                      LEGAL SERVICES DECEMBER 2020 199.50

TOTAL FOR: BARNES & THORNBURG LLP 199.50

005047                      STAPLES, INC.  
                                  3466757946                      DPW - OFFICE, CLEANING & COVID SUPPLIES 67.83  
                                  3466827951                      EXPANDING WALLET FOLDERS (4) 40.64

TOTAL FOR: STAPLES, INC. 108.47

005054                      EARTHPLANTER LLC  
                                  1994605                      SELF WATERING HANGING BASKETS 4,779.00

TOTAL FOR: EARTHPLANTER LLC 4,779.00

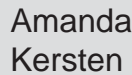
TOTAL - ALL VENDORS 60,308.51

**INVOICE AUTHORIZATION**

**Person Compiling Report**

**I verify that to the best of my knowledge the attached invoice listing is accurate and the procedures in place to compile this invoice listing has been followed.**


Insert Signature:  

  
**Amanda Kersten**  
Digitally signed by Amanda Kersten  
DN: cn=Amanda Kersten, o=City of Plainwell, ou=City Hall,  
email=akersten@plainwell.org, c=US  
Date: 2021.02.04 11:55:59 -05'00'

**Brian Kelley, City Clerk/Treasurer**

**I verify that I have reviewed the expenditures attributed to my department and to the best of my knowledge the attached invoice listing is accurate and complies with the City's purchasing policy.**

Insert Signature:  

  
**Brian Kelley**  
Digitally signed by Brian Kelley  
Date: 2021.02.05  
09:51:27 -05'00'

**Bryan Pond, Water Renewal Plant Supt.**

**I verify that I have reviewed the expenditures attributed to my department and to the best of my knowledge the attached invoice listing is accurate and complies with the City's purchasing policy.**

Insert Signature:  

  
**Bryan Pond**  
Digitally signed by Bryan Pond  
Date: 2021.02.05  
09:37:12 -05'00'

**Bill Bomar, Public Safety Director**


**I verify that I have reviewed the expenditures attributed to my department and to the best of my knowledge the attached invoice listing is accurate and complies with the City's purchasing policy.**

Insert Signature:

**Bob Nieuwenhuis, Public Works Supt.**

**I verify that I have reviewed the expenditures attributed to my department and to the best of my knowledge the attached invoice listing is accurate and complies with the City's purchasing policy.**

Insert Signature:  

  
**Bob Nieuwenhuis**  
Digitally signed by Bob Nieuwenhuis  
Date: 2021.02.05  
07:49:57 -05'00'

**Erik J. Wilson, City Manager**

**I verify that I have reviewed the expenditures attributed to my department and to the best of my knowledge the attached invoice listing is accurate and complies with the City's purchasing policy.**

Insert Signature:  

  
**Erik Wilson**  
Digitally signed by Erik Wilson  
Date: 2021.02.05  
13:04:28 -05'00'

02/05/2021

CHECK REGISTER FOR CITY OF PLAINWELL  
CHECK DATE FROM 01/25/2021 - 02/16/2021

Check Date	Check	Vendor Name	Description	Amount
<b>Bank CBGEN Chemical Bank - General AP Account</b>				
<b>Check Type: EFT Transfer - Automatic Payments</b>				
01/26/2021	1821(E)	FIRST NATIONAL BANK (CREDIT CARD)	JANUARY 22, 2021 CREDIT CARD STATEMENT	2,806.71
02/02/2021	1823(E)	WORLDPAY	TSYS FEES FARMERS MARKET FEBRUARY 2021	10.00
02/05/2021	1824(E)	UNITED HEALTHCARE INSURANCE COMPANY	RETIREE HEALTH INSURANCE FEBRUARY 2021 -	222.66
02/05/2021	1825(E)	UNITED HEALTHCARE INSURANCE COMPANY	RETIREE HEALTH INSURANCE FEBRUARY 2021 -	215.49
Total EFT Transfer:				<u>3,254.86</u>
<b>Check Type: Paper Check - Manual Checks</b>				
02/04/2021	14246	FLEIS & VANDENBRINK INC	SAW GRANT WORK THROUGH 9/25/2020	<u>68,418.27</u>
Total Paper Check:				<u>68,418.27</u>
<b>Bank UBAP United Bank - General Checking</b>				
<b>Check Type: ACH Transaction - Property Tax Distributions &amp; ACH Monthly Remittances</b>				
01/29/2021	285(A)	ALLEGAN AREA EDUCATION SVC AGENCY	2020 WINTER TAX COLLECTED W/E 01/23/2021	8,930.69
01/29/2021	286(A)	ALLEGAN COUNTY TREASURER	2020 SUM/WIN TAX/INT COLLECTED W/E 01/23	3,774.38
01/29/2021	287(A)	PLAINWELL COMMUNITY SCHOOLS	2020 WINTER TAX COLLECTED W/E 01/23/2021	19,070.91
01/29/2021	288(A)	RANSOM DISTRICT LIBRARY	2020 SUM/WIN TAX/INT COLLECTED W/E 01/23	1,464.96
02/01/2021	289(A)	KEVIN CHRISTENSEN	MEDICARE PREMIUM REIMBURSEMENT	148.50
02/01/2021	290(A)	RICHMOND, MICHAEL J	ASSESSING SERVICES FEBRUARY 2021	1,500.00
02/01/2021	291(A)	VAIRKKO TECHNOLOGIES, LLC	EMPLOYEE TRAINING SOFTWARE JANUARY 202	165.60
02/02/2021	292(A)	CONSTELLATION TRUST COMPANY	2020 OPEB TRUST CONTRIBUTION	3,578.20
02/05/2021	295(A)	ALLEGAN AREA EDUCATION SVC AGENCY	2020 WINTER TAX COLLECTED W/E 01/30/2021	9,955.49
02/05/2021	296(A)	ALLEGAN COUNTY TREASURER	2020 SUM/WIN TAX/INT COLLECTED W/E 01/30	4,716.47
02/05/2021	297(A)	PLAINWELL COMMUNITY SCHOOLS	2020 WINTER TAX COLLECTED W/E 01/30/2021	43,000.55
02/05/2021	298(A)	RANSOM DISTRICT LIBRARY	2020 SUM/WIN TAX/INT COLLECTED W/E 01/30	1,707.40
Total ACH Transaction:				<u>98,013.15</u>
<b>Check Type: EFT Transfer - Automatic Payments</b>				
02/16/2021	293(E)	CITY OF PLAINWELL	FEBRUARY 2021 CITY UTILITY BILLS	463.66
01/29/2021	294(E)	UNITED BANK	ACH FEES - TAX DISTRIBUTION & AP ACH	14.00
02/04/2021	299(E)	UNITED BANK	UNITED BANK ACH FEES - OPEB & TAX DISTR	14.00
02/05/2021	300(E)	CENTURYLINK	JANUARY 2021 LONG DISTANCE	0.18
Total EFT Transfer:				<u>491.84</u>

**Check Type: Paper Check - Manual Checks**

01/25/2021	16951	WILLIAM CRISPE COMMUNITY HOUSE	CRISPE CD INTEREST THROUGH 01/21/2021	46.31
01/25/2021	16952	COUNTRY KNOLL APARTMENTS	2020 Win Tax Refund 55-903-083-00	55.75
01/25/2021	16953	DRUG AND LAB DISPOSAL	2020 Win Tax Refund 55-904-080-00	5,999.40
01/25/2021	16954	FEDERAL EXPRESS CORP	2020 Win Tax Refund 55-906-050-00	13.33
01/25/2021	16955	PRAXAIR LEASED EQUIPMENT	2020 Win Tax Refund 55-909-004-00	704.17
01/25/2021	16956	TRIVALENT LAN CONCEPTS INC	2020 Win Tax Refund 55-910-050-50	4.85
01/25/2021	16957	KOESTNER JIM INC	2020 Win Tax Refund 55-911-020-00	629.02
01/25/2021	16958	MIDWAY CHEVROLET INC	2020 Win Tax Refund 55-913-082-00	829.01
01/25/2021	16959	GHD	2020 Win Tax Refund 55-914-020-10	458.13
01/25/2021	16960	OLD MILL BREWPUB & GRILL	2020 Win Tax Refund 55-914-021-40	982.93
01/25/2021	16961	NOBIS AGRI-SERVICE INC	2020 Win Tax Refund 55-914-060-00	118.17
01/25/2021	16962	PLAINWELL ICE CREAM CO	2020 Win Tax Refund 55-916-125-00	542.98
01/25/2021	16963	PREFERRED PLASTICS INC	2020 Win Tax Refund 55-916-208-00	1,203.52
01/25/2021	16964	RIZZO PACKAGING	2020 Win Tax Refund 55-918-070-00	529.04
01/25/2021	16965	SCHMIDTKE DONALD	2020 Win Tax Refund 55-919-021-00	82.42
01/25/2021	16966	DARBY METAL TREATING INC	2020 Win Tax Refund 55-920-014-00	185.43
01/25/2021	16967	WARNEMENT A H & SONS	2020 Win Tax Refund 55-923-010-00	14.55
01/25/2021	16968	WASHWELL COIN LAUNDRY	2020 Win Tax Refund 55-923-023-00	498.13
01/25/2021	16969	MICHIGAN PALLET INC	2020 Win Tax Refund 55-923-050-00	101.81
01/25/2021	16970	RIZZO PACKAGING INC	2020 Win Tax Refund 55-993-242-11	129.99
01/25/2021	16971	DARBY METAL TREATING INC	2020 Win Tax Refund 55-993-384-12	168.16
01/26/2021	16972	AT&T - SBC	DPS NON PUBLISHED LINE THROUGH 1/13/2021	614.76
01/26/2021	16973	VERIZON	UTILITY MACHINE CELL SERVICE 12/11/2020	52.80
01/26/2021	16974	CHARTER COMMUNICATIONS	DPS PHONES/INTERNET/TV THROUGH 02/18/20	453.11
01/26/2021	16975	COFESSCO FIRE PROTECTION	FIRE EXT RECHARGE, SAFETY SEALS, SERVICE	496.10
01/28/2021	16976	STATE OF MICHIGAN	LEAD/COPPER TEST - 418 BRIGHAM	26.00
02/01/2021	16978	CONSUMERS ENERGY	612 ALLEGAN ST ELECTRIC 12/17/20 - 01/15	6,647.34
02/01/2021	16979	VERIZON	DPW/WR ONE TALK SERVICE	228.55
02/01/2021	16980	COPS HEALTH TRUST	DENTAL & VISION FEBRUARY 2021	1,531.80
02/01/2021	16981	MADISON NATIONAL LIFE INSURANCE CO	FEBRUARY 2021 LIFE INSURANCE COVERAGE	97.64
02/01/2021	16982	PRIORITY HEALTH	FEBRUARY 2021 HEALTH INSURANCE COVERAGE	25,608.32
02/02/2021	16983	ARMAND LAWRENCE III	DPW SAFETY TRAINING - CHAINSAW, TREE FEL	360.00
02/03/2021	16984	QUADIENT FINANCE USA	POSTAGE ADDED 11/30/20, 1/13/21 & FEES F	2,058.78
02/05/2021	17033	ROBERT DARVAS ASSOCIATES PC	STRUCTURAL ENGINEERING FOR PARTIAL MILL	16,809.28
			Total Paper Check:	<u>68,281.58</u>

REPORT TOTALS:  
Total of 55 Checks:  
Less 0 Void Checks:  
Total of 55 Disbursements:

238,459.70  
0.00  

---

**238,459.70**

---

## Off Cycle Payment Authorization

Brian Kelley, City Clerk/Treasurer
I verify that I have reviewed the off-cycle payments listed above and to the best of my knowledge the listing is accurate and complies with the City's purchasing policy.
Insert Signature:  <b>Brian Kelley</b> <small>Digitally signed by Brian Kelley Date: 2021.02.05 09:42:44 -05'00'</small>

Erik J. Wilson, City Manager
I verify that I have reviewed the off-cycle payments listed above and to the best of my knowledge the listing is accurate and complies with the City's purchasing policy.
Insert Signature:  <b>Erik Wilson</b> <small>Digitally signed by Erik Wilson Date: 2021.02.05 13:04:11 -05'00'</small>



80TH DISTRICT  
STATE CAPITOL  
P.O. BOX 30014  
LANSING, MI 48909-7514

MICHIGAN HOUSE OF REPRESENTATIVES

**MARY WHITEFORD**

STATE REPRESENTATIVE

PHONE: (517) 373-0836  
FAX: (517) 373-8728  
marywhiteford@house.mi.gov  
www.repwhiteford.com

January 9, 2021

Bill Bomar  
City of Plainwell Department of Public Safety  
119 Island Avenue  
Plainwell, Michigan 49080

Dear Bill,

In recognition of National Law Enforcement Day, I would like to extend my sincere respect and gratitude for your selfless commitment to the citizens of the State of Michigan. Our citizens extend their highest praise and commendation for your bravery and service in law enforcement. In answering the call of duty, you have willingly accepted the challenges and hazards of this profession to protect and secure the safety and well-being of your community. We salute your dedication and strength, which serves as an inspiration to us all.

With unrest in some communities across the nation as protestors rally against police brutality and use of excessive force, I am working to let law enforcement officers know there is a silent majority who want and need their local heroes around. Law enforcement is a dangerous profession, requiring skill, preparation and rapid response at a moment's notice. In accepting the inherent dangers and challenges that accompany this profession, you demonstrate true courage, leadership, strength of character and teamwork. Police officers are always on duty, even when they're off.

Exemplary public servants rarely receive the recognition they deserve. Our communities would not function without committed individuals like you, willing to devote such considerable time, energy and talent to help others. Your contributions and sacrifices safeguard our citizens and communities. I would like to thank you for your tireless efforts to ensure this state is a wonderful place to live, work and raise a family with this recognition on behalf of the citizens of the State of Michigan.

If I can ever be of assistance, please do not hesitate to contact me at (517) 373-0836 or by email [marywhiteford@house.mi.gov](mailto:marywhiteford@house.mi.gov). I encourage you to provide me with input on matters of concern to yourself and our community.

Sincerely,

Mary Whiteford  
State Representative  
80<sup>th</sup> District

Thank you Bill!  
I hope this finds you well!



**STATE OF MICHIGAN  
BEFORE THE MICHIGAN PUBLIC SERVICE COMMISSION  
NOTICE OF HEARING  
FOR THE GAS CUSTOMERS OF  
CONSUMERS ENERGY COMPANY  
CASE NO. U-20814**

Received

**FEB 1 2021**

City of Plainwell  
Clerk/Treasurer's Office

- Consumers Energy Company requests Michigan Public Service Commission's approval of a gas cost recovery plan and authorization of gas cost recovery factors for the 12 months ending March 31, 2022.
- The information below describes how a person may participate in this case.
- You may call or write Consumers Energy Company, One Energy Plaza, Jackson, MI 49201, 517-788-0550 for a free copy of its application. Any person may review the documents at the offices of Consumers Energy Company.
- A pre-hearing will be held:

**DATE/TIME:** Thursday, February 11, 2021 at 10:00 AM

**BEFORE:** Administrative Law Judge Jonathan Thoits

**LOCATION:** Video/Teleconferencing

**PARTICIPATION:** Any interested person may participate. Persons needing any assistance to participate should contact the Commission's Executive Secretary at (517) 284-8090, or by email at [mpscdockets@michigan.gov](mailto:mpscdockets@michigan.gov) in advance of the hearing.

The Michigan Public Service Commission (Commission) will hold a pre-hearing to consider Consumers Energy Company's (Consumers Energy) December 23, 2020 application requesting the Commission to: 1) authorize Consumers Energy to implement a Gas Cost Recovery (GCR) plan and monthly GCR factors for the period April 2021 through March 2022, consisting of the sum of two parts: (i) a base factor of \$2.6453 per Mcf; plus, (ii) additional amounts contingent upon future events, determined using the GCR Factor Ceiling Price Adjustment (Contingency) Mechanism; 2) review Consumers Energy's plans and projections through March 2026, approve the five-year forecast and indicate any cost items in the five-year forecast that cannot be recovered from Consumers Energy customers in rates, rate schedules, or gas cost recovery factors established in the future; and 3) grant Consumers Energy such other and further relief as is lawful and appropriate, including approval of higher GCR factors than requested.

All documents filed in this case shall be submitted electronically through the Commission's E-Dockets website at: [michigan.gov/mpscdockets](http://michigan.gov/mpscdockets). Requirements and instructions for filing can be found in the User Manual on the E-Dockets help page. Documents may also be submitted, in Word or PDF format, as an attachment to an email sent to: [mpscdockets@michigan.gov](mailto:mpscdockets@michigan.gov). If you require assistance prior to e-filing, contact Commission staff at (517) 284-8090 or by email at: [mpscdockets@michigan.gov](mailto:mpscdockets@michigan.gov).

Any person wishing to intervene and become a party to the case shall electronically file a petition to intervene with this Commission by February 4, 2021. (Interested persons may elect to file using the traditional paper format.) The proof of service shall indicate service upon Consumers Energy Company's Legal Department – Regulatory Group, One Energy Plaza, Jackson, MI 49201.

The prehearing is scheduled to be held remotely by video conference or teleconference. Persons filing a petition to intervene will be advised of the process to participate in the hearing.

Any person wishing to participate without intervention under Mich Admin Code, R 792.10413 (Rule 413), or file a public comment, may do so by filing a written statement in this docket. The written statement may be mailed or emailed and should reference Case No. **U-20814**. Statements may be emailed to: [mpscedockets@michigan.gov](mailto:mpscedockets@michigan.gov). Statements may be mailed to: Executive Secretary, Michigan Public Service Commission, 7109 West Saginaw Hwy., Lansing, MI 48917. All information submitted to the Commission in this matter becomes public information, thus available on the Michigan Public Service Commission's website, and subject to disclosure. Please do not include information you wish to remain private. For more information on how to participate in a case, you may contact the Commission at the above address or by telephone at (517) 284-8090.

Requests for adjournment must be made pursuant to Michigan Office of Administrative Hearings and Rules R 792.10422 and R 792.10432. Requests for further information on adjournment should be directed to (517) 284-8130.

A copy of Consumers Energy Company's application may be reviewed on the Commission's website at: [michigan.gov/mpscedockets](http://michigan.gov/mpscedockets), and at the office of Consumers Energy Company. For more information on how to participate in a case, you may contact the Commission at the above address or by telephone at (517) 284-8090.

The Utility Consumer Representation Fund has been created for the purpose of aiding in the representation of residential utility customers in various Commission proceedings. Contact the Chairperson, Utility Consumer Participation Board, Department of Licensing and Regulatory Affairs, P.O. Box 30004, Lansing, Michigan 48909, for more information.

Jurisdiction is pursuant to 1909 PA 300, as amended, MCL 462.2 et seq.; 1919 PA 419, as amended, MCL 460.54 et seq.; 1939 PA 3, as amended, MCL 460.1 et seq.; 1969 PA 306, as amended, MCL 24.201 et seq.; 1982 PA 304, as amended, MCL 460.6h et seq.; and Parts 1 & 4 of the Michigan Office of Administrative Hearings and Rules, Mich. Admin Code, R 792.10106 and R 792.10401 through R 792.10448.

**CONSUMERS ENERGY COMPANY HAS REQUESTED THE GAS COST RECOVERY FACTORS DESCRIBED IN THIS NOTICE. THE MICHIGAN PUBLIC SERVICE COMMISSION MAY APPROVE, REJECT OR AMEND THE FACTORS AND OTHER PROPOSALS.**

## **Reports & Communications:**

### **A. Mill Demolition Update:**

City Manager Wilson will provide an update on the mill demolition project.

**Recommended action:** Receive a report.

### **Reminder of Upcoming Meetings**

- February 9, 2021 – Plainwell DDA/BRA/TIFA Board– 7:30am
- February 11, 2021 – Allegan County Board of Commissioners – 1:00pm
- February 11, 2021 – Plainwell Parks & Trees Commission – 5:00pm
- February 17, 2021 – Plainwell Planning Commission – 7.00pm
- **February 22, 2021 – Plainwell City Council – 7:00pm**

### **Non-Agenda Items / Materials Transmitted**

- Letter of Appreciation for Public Safety from Representative Mary Whiteford
- Notice of Public Hearing – Consumers Energy – February 11, 2021 10am